

Investor Suitability

Short-term loss tolerance	Very low
Stock market risk exposure	Minimal
Inflation risk exposure	Significant
Withdrawal target date	< 2 years



Performance¹ as of 9/30/2019

	Average Annual Total Returns				
	QTR	1-YR	3-YR	5-YR	Since Inception ²
EVVLX	1.66%	4.02%	3.86%	2.96%	3.20%
EVVCX	1.65%	3.92%	3.67%	2.74%	2.90%

Expense Ratio Gross/Net:³ EVVLX 1.01%/0.94%; EVVCX 1.23%/1.16%
²Inception: 2-29-2012

Performance data quoted represents past performance. The Fund's past performance does not guarantee future results. The investment return and principal value of an investment in the Fund will fluctuate so that an investor's shares, when redeemed, may be worth more or less than their original cost. Current performance of the Fund may be lower or higher than the performance quoted. To obtain performance data current to the most recent month end, please call 888-507-2798.

³The Adviser has agreed to waive 0.07% of its management fee. The Adviser may not terminate this contractual arrangement prior to January 31, 2020 except pursuant to mutual consent between the Fund and the Adviser or in the event that the investment advisory agreement is terminated. Without this waiver, expenses would be higher and performance would be lower.

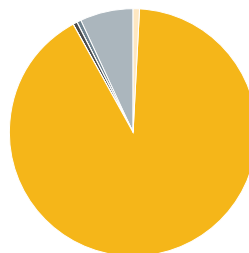
Top 10 Holdings

Vanguard Interm-Term Bond Index I
Vanguard Interm-Term Corp Bd ETF
DFA Investment Grade I
BBH Limited Duration I
iShares Short-Term Corporate Bond ETF
iShares Yield Optimized Bond ETF
TIAA-CREF Bond Plus Inst
Baird Core Plus Bond Inst
iShares Core Total USD Bond Market ETF
JPMorgan Corporate Bond R6

Underlying Investments

Morningstar Categories	34
Actively Managed Assets	51%
Passively Managed Assets	49%

Asset Allocation



Investment Strategy

- "Fund-of-funds" that seeks as its primary objective to provide income and secondarily stability of principal.
- Diversifies assets across industry-leading mutual funds and ETFs (Underlying Funds) based on the team's outlook. Targets 3- and 5- year horizons that maintain the Fund's volatility (standard deviation) within a specified range and meet the rigorous performance tolerance demands of The E-Valuator analytical software (e-valuator.com).
- The E-Valuator software searches, screens and selects Underlying Investments based on 40 plus criteria (i.e., management tenure, volatility, fees, risk-adjusted return) set by the team. Daily oversight identifies lagging performance and suggests replacement funds to optimize return.
- Generally allocates 85%-100% of assets into active and passive Underlying Investments focused on fixed income, with the remainder to equity securities.
- Rebalanced periodically as the Underlying Investment balances vary +/- 10% from their original allocations.

Standard Deviation

Goal Range	1.0% to 3.5%	
	3-YR	5-YR
EVVLX	3.27%	2.94%
EVVCX	3.26%	2.93%
Barclays Agg Bond	3.32%	3.09%
S&P 500	12.19%	11.96%
Russell 2000	17.21%	16.16%
MSCI EAFE	11.07%	12.35%

Underlying Investments and Asset Allocation are not recommendations and are subject to change.

Portfolio Managers

Kevin R. Miller
CEO,
Portfolio Manager



Kevin has served as portfolio manager of The E-Valuator Risk Managed Funds (RMS) since inception in 2012.

He created and began managing risk managed strategies for individual and corporate clients in 1997.

His philosophy is grounded on the ability to maintain an independent perspective. Asset allocations of each Risk Managed Strategy are focused on the prudent, industry accepted standards toward volatility that is suitable to investors of varying risk temperaments.

In 2012, Kevin successfully launched a series of Risk Managed collective investment trust funds, predecessors to the RMS funds, that provided investment management services to thousands of investors.

Fund Facts

Share Class	Service	R4
Ticker	EVLX	EVCX
CUSIP	98148J105	98148J204
Inception Date	2-29-2012	2-29-2012
Minimum Investment	\$10,000	\$10,000
Sales Load	None	None
Redemption Fee	None	None
Expense Ratio Gross ³	1.01%	1.23%
Expense Ratio Net ³	0.94%	1.16%
AUM Fund Family	\$600 million	
Adviser	Systelligence, LLC	
Portfolio Manager	Kevin R. Miller	

Learn more

Kevin R. Miller
CEO,
Portfolio Manager

Shareholder Services
888-507-2798
evaluatorfunds.com

E-Valuator Software
855-870-EVAL (3825)
e-valuator.com
info@e-valuator.com

About the Adviser

Systelligence, LLC is boutique money manager and a registered investment advisory firm located in Bloomington, Minnesota. The firm manages six mutual funds totaling approximately \$600 Million USD in assets under management.

It employs an open architecture for a fund of funds strategy. Each of the six funds is fully diversified and represents a different level of risk-tolerance.

About The E-Valuator Software

Developed by Kevin Miller, The E-Valuator is a game-changer for investment performance management. The software combines industry leading control with dynamic charts and reports, providing evidence and documentation for investment selections based on predetermined criteria.

The software underlies the manager selection process for the RMS Funds and is available to advisors. Learn more at e-valuator.com.

¹Performance history. (1) The quoted performance data of this Fund includes past performance as a collective fund from 2-29-12 through 5-26-16, before the registration statement became effective; (2) This Fund was not registered under the 1940 Act prior to 5-26-16, therefore it was not subject to certain investment restrictions that are imposed by the Act; and (3) if this Fund had been registered under the 1940 Act, the performance history may have been adversely affected. The performance of the collective investment fund has not been restated to reflect the fees, expenses and fee waivers and/or expense limitations applicable to each class of shares of the Fund. If the performance of the collective investment fund had been restated to reflect the applicable fees and expenses of each class of shares of the Fund, the performance may have been lower than the performance shown. Please refer to the Performance History section of the prospectus for more detailed information.

There are risks involved with investing, including loss of principal. Current and future portfolio holdings are subject to risks as well. Diversification may not protect against market risk. There is no assurance the goals of the strategies discussed will be met. International investments may involve risk of capital loss from unfavorable fluctuation in currency values, from difference in generally accepted accounting in principles or from economic or political instability in other nations. Emerging markets involve heightened risks related to the same factors as well as increased volatility and lower trading volume. Bonds and bond funds will decrease in value as interest rates rise. These and other risks are described more fully in the fund's prospectus. The issuer of a fixed income security may not be able to make interest and principal payments when due. The lower the credit rating of a security, the greater the risk of default on its obligation.

Barclays Aggregate Bond Index - composed of the Barclays Govt/Credit Index, the Mortgage-Backed Securities Index, and the Asset-Backed Securities Index.

S&P 500 Index - consists of 500 domestic large companies as compiled by Standard & Poor's Financial Services, LLC.

Russell 2000 Index - consists of the smallest 2000 companies in the Russell 3000 Index, representing approximately 7% of the Russell market capitalization.

MSCI EAFE - this index is listed for foreign stock funds (EAFE refers to Europe, Australasia, and Far East). Widely accepted as a benchmark for international stock performance, the EAFE Index is an aggregate of 21 individual country indexes that collectively represent many of the major markets of the world.

Standard Deviation - a measure of risk (volatility). A larger standard deviation indicates an investment's performance will likely experience greater fluctuations.

The prospectus should be read carefully before investing. An investor should consider investment objectives, risks, and charges and expenses of the investment company carefully before investing. To obtain a prospectus which contains this and other information, contact your financial advisor, call 888-507-2798, or visit our website at www.evaluatorfunds.com.

Investor Suitability

Short-term loss tolerance	Low
Stock market risk exposure	Below Ave.
Inflation risk exposure	Above Ave.
Withdrawal target date	2-4 years



Performance¹ as of 9/30/2019

	QTR	Average Annual Total Returns				Since Inception ²
		1-YR	3-YR	5-YR		
EVCLX	1.73%	3.81%	5.40%	4.32%	5.35%	
EVFCX	1.72%	3.66%	5.15%	4.04%	5.09%	

Expense Ratio Gross/Net:³ EVCLX 0.85%/0.78%; EVFCX 1.11%/1.04%
²Inception: 2-29-2012

Performance data quoted represents past performance. The Fund's past performance does not guarantee future results. The investment return and principal value of an investment in the Fund will fluctuate so that an investor's shares, when redeemed, may be worth more or less than their original cost. Current performance of the Fund may be lower or higher than the performance quoted. To obtain performance data current to the most recent month end, please call 888-507-2798.

³The Adviser has agreed to waive 0.07% of its management fee. The Adviser may not terminate this contractual arrangement prior to January 31, 2020 except pursuant to mutual consent between the Fund and the Adviser or in the event that the investment advisory agreement is terminated. Without this waiver, expenses would be higher and performance would be lower.

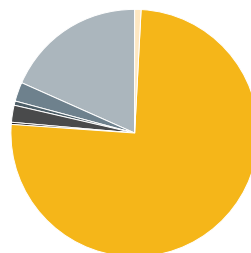
Top 10 Holdings

Vanguard Interm-Term Corp Bd ETF
Vanguard Interm-Term Bond Index I
DFA Investment Grade I
TIAA-CREF Bond Plus Inst
Baird Core Plus Bond Inst
JHancock Bond R6
iShares Yield Optimized Bond ETF
iShares Core Total USD Bond Market ETF
JPMorgan Corporate Bond R6
Schwab Intermediate-Term US Trs ETF

Underlying Investments

Morningstar Categories	34
Actively Managed Assets	55%
Passively Managed Assets	45%

Asset Allocation



Investment Strategy

- "Fund-of-funds" that seeks as its primary objective to provide income and secondarily growth.
- Diversifies assets across industry-leading mutual funds and ETFs (Underlying Funds) based the team's outlook. Targets 3- and 5- year horizons that maintain the Fund's volatility (standard deviation) within a specified range and meet the rigorous performance tolerance demands of The E-Valuator analytical software (e-valuator.com).
- The E-Valuator software searches, screens and selects Underlying Investments based on 40 plus criteria (i.e., management tenure, volatility, fees, risk-adjusted return) set by the team. Daily oversight identifies lagging performance and suggests replacement funds to optimize return.
- Generally allocates 70%-85% of assets into active and passive Underlying Investments focused on fixed income, with the reminder to equity securities.
- Rebalanced periodically as the Underlying Investment balances vary +/- 10% from their original allocations.


Standard Deviation

Goal Range	2.5% to 5.0%	
	3-YR	5-YR
EVCLX	5.11%	4.87%
EVFCX	5.08%	4.86%
Barclays Agg Bond	3.32%	3.09%
S&P 500	12.19%	11.96%
Russell 2000	17.21%	16.16%
MSCI EAFE	11.07%	12.35%

Underlying Investments and Asset Allocation are not recommendations and are subject to change.

Portfolio Manager

Kevin R. Miller
CEO,
Portfolio Manager



Kevin has served as portfolio manager of The E-Valuator Risk Managed Funds (RMS) since inception in 2012.

He created and began managing risk managed strategies for individual and corporate clients in 1997.

His philosophy is grounded on the ability to maintain an independent perspective. Asset allocations of each Risk Managed Strategy are focused on the prudent, industry accepted standards toward volatility that is suitable to investors of varying risk temperaments.

In 2012, Kevin successfully launched a series of Risk Managed collective investment trust funds, predecessors to the RMS funds, that provided investment management services to thousands of investors.

Fund Facts

Share Class	Service	R4
Ticker	EVCLX	EVFCX
CUSIP	98148J303	98148J402
Inception Date	2-29-2012	2-29-2012
Minimum Investment	\$10,000	\$10,000
Sales Load	None	None
Redemption Fee	None	None
Expense Ratio Gross ³	0.85%	1.11%
Expense Ratio Net ³	0.78%	1.04%
AUM Fund Family	\$600 million	
Adviser	Systelligence, LLC	
Portfolio Manager	Kevin R. Miller	

Learn more

Kevin R. Miller
CEO,
Portfolio Manager

Shareholder Services
888-507-2798
evaluatorfunds.com

E-Valuator Software
855-870-EVAL (3825)
e-valuator.com
info@e-valuator.com

About the Adviser

Systelligence, LLC is boutique money manager and a registered investment advisory firm located in Bloomington, Minnesota. The firm manages six mutual funds totaling approximately \$600 Million USD in assets under management.

It employs an open architecture for a fund of funds strategy. Each of the six funds is fully diversified and represents a different level of risk-tolerance.

About The E-Valuator Software

Developed by Kevin Miller, The E-Valuator is a game-changer for investment performance management. The software combines industry leading control with dynamic charts and reports, providing evidence and documentation for investment selections based on predetermined criteria.

The software underlies the manager selection process for the RMS Funds and is available to advisors. Learn more at e-valuator.com.

¹Performance history. (1) The quoted performance data of this Fund includes past performance as a collective fund from 2-29-12 through 5-26-16, before the registration statement became effective; (2) This Fund was not registered under the 1940 Act prior to 5-26-16, therefore it was not subject to certain investment restrictions that are imposed by the Act; and (3) if this Fund had been registered under the 1940 Act, the performance history may have been adversely affected. The performance of the collective investment fund has not been restated to reflect the fees, expenses and fee waivers and/or expense limitations applicable to each class of shares of the Fund. If the performance of the collective investment fund had been restated to reflect the applicable fees and expenses of each class of shares of the Fund, the performance may have been lower than the performance shown. Please refer to the Performance History section of the prospectus for more detailed information.

There are risks involved with investing, including loss of principal. Current and future portfolio holdings are subject to risks as well. Diversification may not protect against market risk. There is no assurance the goals of the strategies discussed will be met. International investments may involve risk of capital loss from unfavorable fluctuation in currency values, from difference in generally accepted accounting in principles or from economic or political instability in other nations. Emerging markets involve heightened risks related to the same factors as well as increased volatility and lower trading volume. Bonds and bond funds will decrease in value as interest rates rise. These and other risks are described more fully in the fund's prospectus. The issuer of a fixed income security may not be able to make interest and principal payments when due. The lower the credit rating of a security, the greater the risk of default on its obligation.

Barclays Aggregate Bond Index - composed of the Barclays Govt/Credit Index, the Mortgage-Backed Securities Index, and the Asset-Backed Securities Index.

S&P 500 Index - consists of 500 domestic large companies as compiled by Standard & Poor's Financial Services, LLC.

Russell 2000 Index - consists of the smallest 2000 companies in the Russell 3000 Index, representing approximately 7% of the Russell market capitalization.

MSCI EAFE - this index is listed for foreign stock funds (EAFE refers to Europe, Australasia, and Far East). Widely accepted as a benchmark for international stock performance, the EAFE Index is an aggregate of 21 individual country indexes that collectively represent many of the major markets of the world.

Standard Deviation - a measure of risk (volatility). A larger standard deviation indicates an investment's performance will likely experience greater fluctuations.

The prospectus should be read carefully before investing. An investor should consider investment objectives, risks, and charges and expenses of the investment company carefully before investing. To obtain a prospectus which contains this and other information, contact your financial advisor, call 888-507-2798, or visit our website at www.evaluatorfunds.com.

Investor Suitability

Short-term loss tolerance	Moderate
Stock market risk exposure	Below Ave.
Inflation risk exposure	Above Ave.
Withdrawal target date	4-6 years



Performance¹ as of 9/30/2019

	QTR	Average Annual Total Returns				Since Inception ²
		1-YR	3-YR	5-YR		
EVTX	1.50%	2.87%	4.99%	3.69%	4.75%	
EVFTX	1.38%	2.58%	4.81%	3.36%	4.25%	

Expense Ratio Gross/Net:³ EVTX 0.99%/0.92%; EVFTX 1.30%/1.23%

²Inception: 2-29-2012

Performance data quoted represents past performance. The Fund's past performance does not guarantee future results. The investment return and principal value of an investment in the Fund will fluctuate so that an investor's shares, when redeemed, may be worth more or less than their original cost. Current performance of the Fund may be lower or higher than the performance quoted. To obtain performance data current to the most recent month end, please call 888-507-2798.

³The Adviser has agreed to waive 0.07% of its management fee. The Adviser may not terminate this contractual arrangement prior to January 31, 2020 except pursuant to mutual consent between the Fund and the Adviser or in the event that the investment advisory agreement is terminated. Without this waiver, expenses would be higher and performance would be lower.

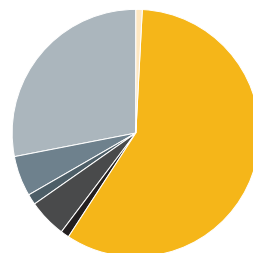
Top 10 Holdings

Vanguard Interm-Term Bond Index I
JPMorgan Corporate Bond R6
Vanguard Interm-Term Corp Bd ETF
Baird Core Plus Bond Inst
DFA Investment Grade I
JHancock Bond R6
iShares Yield Optimized Bond ETF
TIAA-CREF Bond Plus Inst
Schwab Intermediate-Term US Trs ETF
PIMCO 25+ Year Zero Coupon US Trs ETF

Underlying Investments

Morningstar Categories	34
Actively Managed Assets	56%
Passively Managed Assets	44%

Asset Allocation



Investment Strategy

- "Fund-of-funds" that seeks as its primary objective to provide income and secondarily growth.
- Diversifies assets across industry-leading mutual funds and ETFs (Underlying Funds) based the team's outlook. Targets 3- and 5- year horizons that maintain the Fund's volatility (standard deviation) within a specified range and meet the rigorous performance tolerance demands of The E-Valuator analytical software (e-valuator.com).
- The E-Valuator software searches, screens and selects Underlying Investments based on 40 plus criteria (i.e., management tenure, volatility, fees, risk-adjusted return) set by the team. Daily oversight identifies lagging performance and suggests replacement funds to optimize return.
- Generally allocates 50%-70% of assets into active and passive Underlying Investments focused on fixed income, with the reminder to equity securities.
- Rebalanced periodically as the Underlying Investment balances vary +/- 10% from their original allocations.

Standard Deviation

	Goal Range	
	3-YR	5-YR
EVTX	6.92%	7.26%
EVFTX	6.96%	7.29%
Barclays Agg Bond	3.32%	3.09%
S&P 500	12.19%	11.96%
Russell 2000	17.21%	16.16%
MSCI EAFE	11.07%	12.35%

Underlying Investments and Asset Allocation are not recommendations and are subject to change.

Portfolio Manager

Kevin R. Miller
CEO,
Portfolio Manager



Kevin has served as portfolio manager of The E-Valuator Risk Managed Funds (RMS) since inception in 2012.

He created and began managing risk managed strategies for individual and corporate clients in 1997.

His philosophy is grounded on the ability to maintain an independent perspective. Asset allocations of each Risk Managed Strategy are focused on the prudent, industry accepted standards toward volatility that is suitable to investors of varying risk temperaments.

In 2012, Kevin successfully launched a series of Risk Managed collective investment trust funds, predecessors to the RMS funds, that provided investment management services to thousands of investors.

Fund Facts

Share Class	Service	R4
Ticker	EVTTX	EVFTX
CUSIP	98148J501	98148J600
Inception Date	2-29-2012	2-29-2012
Minimum Investment	\$10,000	\$10,000
Sales Load	None	None
Redemption Fee	None	None
Expense Ratio Gross ³	0.99%	1.30%
Expense Ratio Net ³	0.92%	1.23%
AUM Fund Family	\$600 million	
Adviser	Systelligence, LLC	
Portfolio Manager	Kevin R. Miller	

Learn more

Kevin R. Miller
CEO,
Portfolio Manager

Shareholder Services
888-507-2798
evaluatorfunds.com

E-Valuator Software
855-870-EVAL (3825)
e-valuator.com
info@e-valuator.com

About the Adviser

Systelligence, LLC is boutique money manager and a registered investment advisory firm located in Bloomington, Minnesota. The firm manages six mutual funds totaling approximately \$600 Million USD in assets under management.

It employs an open architecture for a fund of funds strategy. Each of the six funds is fully diversified and represents a different level of risk-tolerance.

About The E-Valuator Software

Developed by Kevin Miller, The E-Valuator is a game-changer for investment performance management. The software combines industry leading control with dynamic charts and reports, providing evidence and documentation for investment selections based on predetermined criteria.

The software underlies the manager selection process for the RMS Funds and is available to advisors. Learn more at e-valuator.com.

¹Performance history. (1) The quoted performance data of this Fund includes past performance as a collective fund from 2-29-12 through 5-26-16, before the registration statement became effective; (2) This Fund was not registered under the 1940 Act prior to 5-26-16, therefore it was not subject to certain investment restrictions that are imposed by the Act; and (3) if this Fund had been registered under the 1940 Act, the performance history may have been adversely affected. The performance of the collective investment fund has not been restated to reflect the fees, expenses and fee waivers and/or expense limitations applicable to each class of shares of the Fund. If the performance of the collective investment fund had been restated to reflect the applicable fees and expenses of each class of shares of the Fund, the performance may have been lower than the performance shown. Please refer to the Performance History section of the prospectus for more detailed information.

There are risks involved with investing, including loss of principal. Current and future portfolio holdings are subject to risks as well. Diversification may not protect against market risk. There is no assurance the goals of the strategies discussed will be met. International investments may involve risk of capital loss from unfavorable fluctuation in currency values, from difference in generally accepted accounting in principles or from economic or political instability in other nations. Emerging markets involve heightened risks related to the same factors as well as increased volatility and lower trading volume. Bonds and bond funds will decrease in value as interest rates rise. These and other risks are described more fully in the fund's prospectus. The issuer of a fixed income security may not be able to make interest and principal payments when due. The lower the credit rating of a security, the greater the risk of default on its obligation.

Barclays Aggregate Bond Index - composed of the Barclays Govt/Credit Index, the Mortgage-Backed Securities Index, and the Asset-Backed Securities Index.

S&P 500 Index - consists of 500 domestic large companies as compiled by Standard & Poor's Financial Services, LLC.

Russell 2000 Index - consists of the smallest 2000 companies in the Russell 3000 Index, representing approximately 7% of the Russell market capitalization.

MSCI EAFE - this index is listed for foreign stock funds (EAFE refers to Europe, Australasia, and Far East). Widely accepted as a benchmark for international stock performance, the EAFE Index is an aggregate of 21 individual country indexes that collectively represent many of the major markets of the world.

Standard Deviation - a measure of risk (volatility). A larger standard deviation indicates an investment's performance will likely experience greater fluctuations.

The prospectus should be read carefully before investing. An investor should consider investment objectives, risks, and charges and expenses of the investment company carefully before investing. To obtain a prospectus which contains this and other information, contact your financial advisor, call 888-507-2798, or visit our website at www.evaluatorfunds.com.

Investor Suitability

Short-term loss tolerance	Acceptable
Stock market risk exposure	Average
Inflation risk exposure	Average
Withdrawal target date	6-9 years



Performance¹ as of 9/30/2019

	QTR	Average Annual Total Returns			Since Inception ²
		1-YR	3-YR	5-YR	
EVMLX	0.94%	1.17%	7.53%	5.89%	7.49%
EVFMX	0.94%	0.95%	7.23%	5.58%	7.21%

Expense Ratio Gross/Net:³ EVMLX 0.85%/0.78%; EVFMX 1.10%/1.03%
²Inception: 2-29-2012

Performance data quoted represents past performance. The Fund's past performance does not guarantee future results. The investment return and principal value of an investment in the Fund will fluctuate so that an investor's shares, when redeemed, may be worth more or less than their original cost. Current performance of the Fund may be lower or higher than the performance quoted. To obtain performance data current to the most recent month end, please call 888-507-2798.

³The Adviser has agreed to waive 0.07% of its management fee. The Adviser may not terminate this contractual arrangement prior to January 31, 2020 except pursuant to mutual consent between the Fund and the Adviser or in the event that the investment advisory agreement is terminated. Without this waiver, expenses would be higher and performance would be lower.

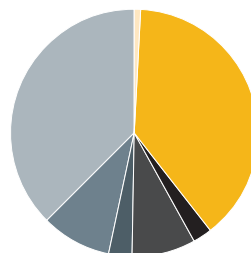
Top 10 Holdings

Vanguard Interm-Term Bond Index ETF
Vanguard Interm-Term Corp Bd ETF
TIAA-CREF Bond Plus Inst
Baird Core Plus Bond Inst
DFA Investment Grade I
JPMorgan Corporate Bond R6
JPMorgan Equity Income R6
JHancock Bond R6
iShares Core Dividend Growth ETF
AB FlexFee Large Cap Growth Advisor

Underlying Investments

Morningstar Categories	34
Actively Managed Assets	53%
Passively Managed Assets	47%

Asset Allocation



Investment Strategy

- "Fund-of-funds" that seeks as its primary objective to provide principal growth and income.
- Diversifies assets across industry-leading mutual funds and ETFs (Underlying Funds) based on the team's outlook. Targets 3- and 5- year horizons that maintain the Fund's volatility (standard deviation) within a specified range and meet the rigorous performance tolerance demands of The E-Valuator analytical software (e-valuator.com).
- The E-Valuator software searches, screens and selects Underlying Investments based on 40 plus criteria (i.e., management tenure, volatility, fees, risk-adjusted return) set by the team. Daily oversight identifies lagging performance and suggests replacement funds to optimize return.
- Generally allocates 30%-50% of assets into active and passive Underlying Investments focused on fixed income, with the remainder to equity securities.
- Rebalanced periodically as the Underlying Investment balances vary +/- 10% from their original allocations.

Standard Deviation

	Goal Range	
	3-YR	5-YR
	5.5% to 8.5%	
EVMLX	9.00%	8.45%
EVFMX	8.97%	8.43%
Barclays Agg Bond	3.32%	3.09%
S&P 500	12.19%	11.96%
Russell 2000	17.21%	16.16%
MSCI EAFE	11.07%	12.35%

	Percent
Domestic Large Cap	37.4
Domestic Mid Cap	9.0
Domestic Small Cap	3.3
Foreign Large Cap	8.1
Foreign Sm/Mid Cap	2.7
Bonds	38.5
Money Market	1.0

Underlying Investments and Asset Allocation are not recommendations and are subject to change.

Portfolio Manager

Kevin R. Miller
CEO,
Portfolio Manager



Kevin has served as portfolio manager of The E-Valuator Risk Managed Funds (RMS) since inception in 2012.

He created and began managing risk managed strategies for individual and corporate clients in 1997.

His philosophy is grounded on the ability to maintain an independent perspective. Asset allocations of each Risk Managed Strategy are focused on the prudent, industry accepted standards toward volatility that is suitable to investors of varying risk temperaments.

In 2012, Kevin successfully launched a series of Risk Managed collective investment trust funds, predecessors to the RMS funds, that provided investment management services to thousands of investors.

Fund Facts

Share Class	Service	R4
Ticker	EVMLX	EVFMX
CUSIP	98148J709	98148J808
Inception Date	2-29-2012	2-29-2012
Minimum Investment	\$10,000	\$10,000
Sales Load	None	None
Redemption Fee	None	None
Expense Ratio Gross ³	0.85%	1.10%
Expense Ratio Net ³	0.78%	1.03%
AUM Fund Family	\$600 million	
Adviser	Systelligence, LLC	
Portfolio Manager	Kevin R. Miller	

Learn more

Kevin R. Miller
CEO,
Portfolio Manager

Shareholder Services
888-507-2798
evaluatorfunds.com

E-Valuator Software
855-870-EVAL (3825)
e-valuator.com
info@e-valuator.com

About the Adviser

Systelligence, LLC is boutique money manager and a registered investment advisory firm located in Bloomington, Minnesota. The firm manages six mutual funds totaling approximately \$600 Million USD in assets under management.

It employs an open architecture for a fund of funds strategy. Each of the six funds is fully diversified and represents a different level of risk-tolerance.

About The E-Valuator Software

Developed by Kevin Miller, The E-Valuator is a game-changer for investment performance management. The software combines industry leading control with dynamic charts and reports, providing evidence and documentation for investment selections based on predetermined criteria.

The software underlies the manager selection process for the RMS Funds and is available to advisors. Learn more at e-valuator.com.

¹Performance history. (1) The quoted performance data of this Fund includes past performance as a collective fund from 2-29-12 through 5-26-16, before the registration statement became effective; (2) This Fund was not registered under the 1940 Act prior to 5-26-16, therefore it was not subject to certain investment restrictions that are imposed by the Act; and (3) if this Fund had been registered under the 1940 Act, the performance history may have been adversely affected. The performance of the collective investment fund has not been restated to reflect the fees, expenses and fee waivers and/or expense limitations applicable to each class of shares of the Fund. If the performance of the collective investment fund had been restated to reflect the applicable fees and expenses of each class of shares of the Fund, the performance may have been lower than the performance shown. Please refer to the Performance History section of the prospectus for more detailed information.

There are risks involved with investing, including loss of principal. Current and future portfolio holdings are subject to risks as well. Diversification may not protect against market risk. There is no assurance the goals of the strategies discussed will be met. International investments may involve risk of capital loss from unfavorable fluctuation in currency values, from difference in generally accepted accounting in principles or from economic or political instability in other nations. Emerging markets involve heightened risks related to the same factors as well as increased volatility and lower trading volume. Bonds and bond funds will decrease in value as interest rates rise. These and other risks are described more fully in the fund's prospectus. The issuer of a fixed income security may not be able to make interest and principal payments when due. The lower the credit rating of a security, the greater the risk of default on its obligation.

Barclays Aggregate Bond Index - composed of the Barclays Govt/Credit Index, the Mortgage-Backed Securities Index, and the Asset-Backed Securities Index.

S&P 500 Index - consists of 500 domestic large companies as compiled by Standard & Poor's Financial Services, LLC.

Russell 2000 Index - consists of the smallest 2000 companies in the Russell 3000 Index, representing approximately 7% of the Russell market capitalization.

MSCI EAFE - this index is listed for foreign stock funds (EAFE refers to Europe, Australasia, and Far East). Widely accepted as a benchmark for international stock performance, the EAFE Index is an aggregate of 21 individual country indexes that collectively represent many of the major markets of the world.

Standard Deviation - a measure of risk (volatility). A larger standard deviation indicates an investment's performance will likely experience greater fluctuations.

The prospectus should be read carefully before investing. An investor should consider investment objectives, risks, and charges and expenses of the investment company carefully before investing. To obtain a prospectus which contains this and other information, contact your financial advisor, call 888-507-2798, or visit our website at www.evaluatorfunds.com.

Investor Suitability

Short-term loss tolerance	High
Stock market risk exposure	Above Ave.
Inflation risk exposure	Below Ave.
Withdrawal target date	9-12 years



Performance¹ as of 9/30/2019

	QTR	Average Annual Total Returns				Since Inception ²
		1-YR	3-YR	5-YR		
EVGLX	0.57%	-0.62%	8.23%	6.59%	8.81%	
EVGRX	0.47%	-0.95%	7.92%	6.26%	8.46%	

Expense Ratio Gross/Net:³ EVGLX 0.85%/0.78%; EVGRX 1.10%/1.03%
²Inception: 2-29-2012

Performance data quoted represents past performance. The Fund's past performance does not guarantee future results. The investment return and principal value of an investment in the Fund will fluctuate so that an investor's shares, when redeemed, may be worth more or less than their original cost. Current performance of the Fund may be lower or higher than the performance quoted. To obtain performance data current to the most recent month end, please call 888-507-2798.

³The Adviser has agreed to waive 0.07% of its management fee. The Adviser may not terminate this contractual arrangement prior to January 31, 2020 except pursuant to mutual consent between the Fund and the Adviser or in the event that the investment advisory agreement is terminated. Without this waiver, expenses would be higher and performance would be lower.

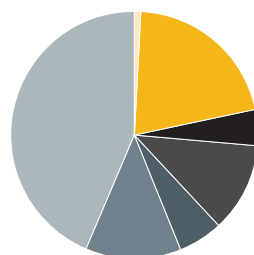
Top 10 Holdings

Vanguard Interm-Term Bond Index I
iShares Core Dividend Growth ETF
AB FlexFee Large Cap Growth Advisor
Schwab US Mid-Cap ETF
American Funds Washington Mutual R6
JPMorgan Equity Income R6
SPDR Portfolio S&P 500 Growth ETF
Franklin DynaTech R6
JPMorgan Large Cap Growth R6
Harbor Global Leaders Instl

Underlying Investments

Morningstar Categories	33
Actively Managed Assets	49%
Passively Managed Assets	51%

Asset Allocation



Investment Strategy

- "Fund-of-funds" that seeks as its primary objective long-term growth and secondarily current income.
- Diversifies assets across industry-leading mutual funds and ETFs (Underlying Funds) based on the team's outlook. Targets 3- and 5- year horizons that maintain the Fund's volatility (standard deviation) within a specified range and meet the rigorous performance tolerance demands of The E-Valuator analytical software (e-valuator.com).
- The E-Valuator software searches, screens and selects Underlying Investments based on 40 plus criteria (i.e., management tenure, volatility, fees, risk-adjusted return) set by the team. Daily oversight identifies lagging performance and suggests replacement funds to optimize return.
- Generally allocates 15%-30% of assets into active and passive Underlying Investments focused on fixed income, with the remainder to equity securities.
- Rebalanced periodically as the Underlying Investment balances vary +/- 10% from their original allocations.

Standard Deviation

Goal Range	8.0% to 11%	
	3-YR	5-YR
EVGLX	10.56%	10.27%
EVGRX	10.56%	10.28%
Barclays Agg Bond	3.32%	3.09%
S&P 500	12.19%	11.96%
Russell 2000	17.21%	16.16%
MSCI EAFE	11.07%	12.35%

Underlying Investments and Asset Allocation are not recommendations and are subject to change.

Portfolio Manager

Kevin R. Miller
CEO,
Portfolio Manager



Kevin has served as portfolio manager of The E-Valuator Risk Managed Funds (RMS) since inception in 2012.

He created and began managing risk managed strategies for individual and corporate clients in 1997.

His philosophy is grounded on the ability to maintain an independent perspective. Asset allocations of each Risk Managed Strategy are focused on the prudent, industry accepted standards toward volatility that is suitable to investors of varying risk temperaments.

In 2012, Kevin successfully launched a series of Risk Managed collective investment trust funds, predecessors to the RMS funds, that provided investment management services to thousands of investors.

Fund Facts

Share Class	Service	R4
Ticker	EVGLX	EVGRX
CUSIP	98148J881	98148J873
Inception Date	2-29-2012	2-29-2012
Minimum Investment	\$10,000	\$10,000
Sales Load	None	None
Redemption Fee	None	None
Expense Ratio Gross ³	0.85%	1.10%
Expense Ratio Net ³	0.78%	1.03%
AUM Fund Family	\$600 million	
Adviser	Systelligence, LLC	
Portfolio Manager	Kevin R. Miller	

Learn more

Kevin R. Miller
CEO,
Portfolio Manager

Shareholder Services
888-507-2798
evaluatorfunds.com

E-Valuator Software
855-870-EVAL (3825)
e-valuator.com
info@e-valuator.com

About the Adviser

Systelligence, LLC is boutique money manager and a registered investment advisory firm located in Bloomington, Minnesota. The firm manages six mutual funds totaling approximately \$600 Million USD in assets under management.

It employs an open architecture for a fund of funds strategy. Each of the six funds is fully diversified and represents a different level of risk-tolerance.

About The E-Valuator Software

Developed by Kevin Miller, The E-Valuator is a game-changer for investment performance management. The software combines industry leading control with dynamic charts and reports, providing evidence and documentation for investment selections based on predetermined criteria.

The software underlies the manager selection process for the RMS Funds and is available to advisors. Learn more at e-valuator.com.

¹Performance history. (1) The quoted performance data of this Fund includes past performance as a collective fund from 2-29-12 through 5-26-16, before the registration statement became effective; (2) This Fund was not registered under the 1940 Act prior to 5-26-16, therefore it was not subject to certain investment restrictions that are imposed by the Act; and (3) if this Fund had been registered under the 1940 Act, the performance history may have been adversely affected. The performance of the collective investment fund has not been restated to reflect the fees, expenses and fee waivers and/or expense limitations applicable to each class of shares of the Fund. If the performance of the collective investment fund had been restated to reflect the applicable fees and expenses of each class of shares of the Fund, the performance may have been lower than the performance shown. Please refer to the Performance History section of the prospectus for more detailed information.

There are risks involved with investing, including loss of principal. Current and future portfolio holdings are subject to risks as well. Diversification may not protect against market risk. There is no assurance the goals of the strategies discussed will be met. International investments may involve risk of capital loss from unfavorable fluctuation in currency values, from difference in generally accepted accounting in principles or from economic or political instability in other nations. Emerging markets involve heightened risks related to the same factors as well as increased volatility and lower trading volume. Bonds and bond funds will decrease in value as interest rates rise. These and other risks are described more fully in the fund's prospectus. The issuer of a fixed income security may not be able to make interest and principal payments when due. The lower the credit rating of a security, the greater the risk of default on its obligation.

Barclays Aggregate Bond Index - composed of the Barclays Govt/Credit Index, the Mortgage-Backed Securities Index, and the Asset-Backed Securities Index.

S&P 500 Index - consists of 500 domestic large companies as compiled by Standard & Poor's Financial Services, LLC.

Russell 2000 Index - consists of the smallest 2000 companies in the Russell 3000 Index, representing approximately 7% of the Russell market capitalization.

MSCI EAFE - this index is listed for foreign stock funds (EAFE refers to Europe, Australasia, and Far East). Widely accepted as a benchmark for international stock performance, the EAFE Index is an aggregate of 21 individual country indexes that collectively represent many of the major markets of the world.

Standard Deviation - a measure of risk (volatility). A larger standard deviation indicates an investment's performance will likely experience greater fluctuations.

The prospectus should be read carefully before investing. An investor should consider investment objectives, risks, and charges and expenses of the investment company carefully before investing. To obtain a prospectus which contains this and other information, contact your financial advisor, call 888-507-2798, or visit our website at www.evaluatorfunds.com.

Investor Suitability

Short-term loss tolerance	Very high
Stock market risk exposure	Significant
Inflation risk exposure	Minimal
Withdrawal target date	> 12 years



Performance¹ as of 9/30/2019

	Average Annual Total Returns				
	QTR	1-YR	3-YR	5-YR	Since Inception ²
EVAGX	-0.09%	-2.27%	8.25%	6.59%	8.74%
EVFGX	-0.09%	-2.47%	7.93%	6.26%	8.24%

Expense Ratio Gross/Net:³ EVAGX 0.89%/0.82%; EVFGX 1.14%/1.07%
²Inception: 2-29-2012

Performance data quoted represents past performance. The Fund's past performance does not guarantee future results. The investment return and principal value of an investment in the Fund will fluctuate so that an investor's shares, when redeemed, may be worth more or less than their original cost. Current performance of the Fund may be lower or higher than the performance quoted. To obtain performance data current to the most recent month end, please call 888-507-2798.

³The Adviser has agreed to waive 0.07% of its management fee. The Adviser may not terminate this contractual arrangement prior to January 31, 2020 except pursuant to mutual consent between the Fund and the Adviser or in the event that the investment advisory agreement is terminated. Without this waiver, expenses would be higher and performance would be lower.

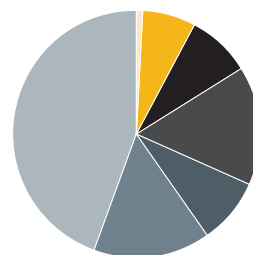
Top 10 Holdings

Vanguard Mid Cap Index Admiral
Schwab US Mid-Cap ETF
AB FlexFee Large Cap Growth Advisor
Harbor Gloabl Leaders Instl
Invesco Oppenheimer Intl Sml-Mid Com R6
SPDR Portfolio S&P 500 Growth ETF
iShares Core Dividend Growth ETF
Bridgeway Blue Chip Index
DFA US Large Company I
DFA Enhanced US Large Company I

Underlying Investments

Morningstar Categories	31
Actively Managed Assets	48%
Passively Managed Assets	52%

Asset Allocation



Investment Strategy

- "Fund-of-funds" that seeks as its primary objective long-term total return through principal appreciation and secondarily current income.
- Diversifies assets across industry-leading mutual funds and ETFs (Underlying Funds) based the team's outlook. Targets 3- and 5- year horizons that maintain the Fund's volatility (standard deviation) within a specified range and meet the rigorous performance tolerance demands of The E-Valuator analytical software (e-valuator.com).
- The E-Valuator software searches, screens and selects Underlying Investments based on 40 plus criteria (i.e., management tenure, volatility, fees, risk-adjusted return) set by the team. Daily oversight identifies lagging performance and suggests replacement funds to optimize return.
- Generally allocates 1%-15% of assets into active and passive Underlying Investments focused on fixed income, with the remainder to equity securities.
- Rebalanced periodically as the Underlying Investment balances vary +/- 10% from their original allocations.

Standard Deviation

Goal Range	9.5% to 13.5%	
	3-YR	5-YR
EVAGX	11.89%	11.36%
EVFGX	11.89%	11.36%
Barclays Agg Bond	3.32%	3.09%
S&P 500	12.19%	11.96%
Russell 2000	17.21%	16.16%
MSCI EAFE	11.07%	12.35%

Underlying Investments and Asset Allocation are not recommendations and are subject to change.

Portfolio Manager

Kevin R. Miller
CEO,
Portfolio Manager



Kevin has served as portfolio manager of The E-Valuator Risk Managed Funds (RMS) since inception in 2012.

He created and began managing risk managed strategies for individual and corporate clients in 1997.

His philosophy is grounded on the ability to maintain an independent perspective. Asset allocations of each Risk Managed Strategy are focused on the prudent, industry accepted standards toward volatility that is suitable to investors of varying risk temperaments.

In 2012, Kevin successfully launched a series of Risk Managed collective investment trust funds, predecessors to the RMS funds, that provided investment management services to thousands of investors.

Fund Facts

Share Class	Service	R4
Ticker	EVAGX	EVFGX
CUSIP	98148J865	98148J857
Inception Date	2-29-2012	2-29-2012
Minimum Investment	\$10,000	\$10,000
Sales Load	None	None
Redemption Fee	None	None
Expense Ratio Gross ³	0.89%	1.14%
Expense Ratio Net ³	0.82%	1.07%
AUM Fund Family	\$600 million	
Adviser	Systelligence, LLC	
Portfolio Manager	Kevin R. Miller	

Learn more

Kevin R. Miller
CEO,
Portfolio Manager

Shareholder Services
888-507-2798
evaluatorfunds.com

E-Valuator Software
855-870-EVAL (3825)
e-valuator.com
info@e-valuator.com

About the Adviser

Systelligence, LLC is boutique money manager and a registered investment advisory firm located in Bloomington, Minnesota. The firm manages six mutual funds totaling approximately \$600 Million USD in assets under management.

It employs an open architecture for a fund of funds strategy. Each of the six funds is fully diversified and represents a different level of risk-tolerance.

About The E-Valuator Software

Developed by Kevin Miller, The E-Valuator is a game-changer for investment performance management. The software combines industry leading control with dynamic charts and reports, providing evidence and documentation for investment selections based on predetermined criteria.

The software underlies the manager selection process for the RMS Funds and is available to advisors. Learn more at e-valuator.com.

¹Performance history. (1) The quoted performance data of this Fund includes past performance as a collective fund from 2-29-12 through 5-26-16, before the registration statement became effective; (2) This Fund was not registered under the 1940 Act prior to 5-26-16, therefore it was not subject to certain investment restrictions that are imposed by the Act; and (3) if this Fund had been registered under the 1940 Act, the performance history may have been adversely affected. The performance of the collective investment fund has not been restated to reflect the fees, expenses and fee waivers and/or expense limitations applicable to each class of shares of the Fund. If the performance of the collective investment fund had been restated to reflect the applicable fees and expenses of each class of shares of the Fund, the performance may have been lower than the performance shown. Please refer to the Performance History section of the prospectus for more detailed information.

There are risks involved with investing, including loss of principal. Current and future portfolio holdings are subject to risks as well. Diversification may not protect against market risk. There is no assurance the goals of the strategies discussed will be met. International investments may involve risk of capital loss from unfavorable fluctuation in currency values, from difference in generally accepted accounting in principles or from economic or political instability in other nations. Emerging markets involve heightened risks related to the same factors as well as increased volatility and lower trading volume. Bonds and bond funds will decrease in value as interest rates rise. These and other risks are described more fully in the fund's prospectus. The issuer of a fixed income security may not be able to make interest and principal payments when due. The lower the credit rating of a security, the greater the risk of default on its obligation.

Barclays Aggregate Bond Index - composed of the Barclays Govt/Credit Index, the Mortgage-Backed Securities Index, and the Asset-Backed Securities Index.

S&P 500 Index - consists of 500 domestic large companies as compiled by Standard & Poor's Financial Services, LLC.

Russell 2000 Index - consists of the smallest 2000 companies in the Russell 3000 Index, representing approximately 7% of the Russell market capitalization.

MSCI EAFE - this index is listed for foreign stock funds (EAFE refers to Europe, Australasia, and Far East). Widely accepted as a benchmark for international stock performance, the EAFE Index is an aggregate of 21 individual country indexes that collectively represent many of the major markets of the world.

Standard Deviation - a measure of risk (volatility). A larger standard deviation indicates an investment's performance will likely experience greater fluctuations.

The prospectus should be read carefully before investing. An investor should consider investment objectives, risks, and charges and expenses of the investment company carefully before investing. To obtain a prospectus which contains this and other information, contact your financial advisor, call 888-507-2798, or visit our website at www.evaluatorfunds.com.