

Investor Suitability

| | |
|----------------------------|---------------------|
| Short-term loss tolerance | Very low |
| Stock market risk exposure | Minimal |
| Inflation risk exposure | Significant |
| Withdrawal target date | < 2 years |



Performance¹ as of 9/30/2020

| | Average Annual Total Returns | | | | |
|--------------|------------------------------|--------------|--------------|--------------|------------------------------|
| | QTR | 1-YR | 3-YR | 5-YR | Since Inception ² |
| EVVLX | 2.85% | 3.81% | 3.55% | 3.91% | 3.27% |
| EVVCX | 2.81% | 3.55% | 3.34% | 3.67% | 2.97% |

Expense Ratio Gross/Net:³ EVVLX 1.12%/0.99%; EVVCX 1.33%/1.24%
²Inception: 2-29-2012

Performance data quoted represents past performance. The Fund's past performance does not guarantee future results. The investment return and principal value of an investment in the Fund will fluctuate so that an investor's shares, when redeemed, may be worth more or less than their original cost. Current performance of the Fund may be lower or higher than the performance quoted. To obtain performance data current to the most recent month end, please call 888-507-2798.

³The Adviser has agreed to waive 0.07% of its management fee. The Adviser may not terminate this contractual arrangement prior to January 31, 2021 except pursuant to mutual consent between the Fund and the Adviser or in the event that the investment advisory agreement is terminated. Without this waiver, expenses would be higher and performance would be lower.

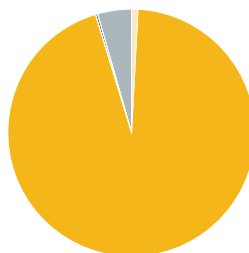
Top 10 Holdings

| |
|--|
| Vanguard Interm-Term Bond |
| Shenkman Capital Floating Rt Hi Inc Inst |
| Vanguard Interm-Term Corp Bond |
| Fidelity US Bond Index |
| Vanguard Short-Term Corporate Bond |
| iShares Intermediate-Term Corp Bond |
| Baird Core Plus Bond Inst |
| SPDR Portfolio Corporate Bond |
| Dodge & Cox Global Bond |
| Nuveen Strategic Income R6 |

Underlying Investments

| | |
|--------------------------|-----|
| Morningstar Categories | 32 |
| Actively Managed Assets | 40% |
| Passively Managed Assets | 60% |

Asset Allocation



| | Percent |
|--------------------|---------|
| Domestic Large Cap | 4.2 |
| Domestic Mid Cap | 0.2 |
| Domestic Small Cap | 0.1 |
| Foreign Large Cap | 0.2 |
| Foreign Sm/Mid Cap | 0.0 |
| Bonds | 94.3 |
| Money Market | 1.0 |

Investment Strategy

- "Fund-of-funds" that seeks as its primary objective to provide income and secondarily stability of principal.
- Diversifies assets across industry-leading mutual funds and ETFs (Underlying Funds) based on the team's outlook. Targets 3- and 5- year horizons that maintain the Fund's volatility (standard deviation) within a specified range and meet the rigorous performance tolerance demands of The E-Valuator analytical software (e-valuator.com).
- The E-Valuator software searches, screens and selects Underlying Investments based on 40 plus criteria (i.e., management tenure, volatility, fees, risk-adjusted return) set by the team. Daily oversight identifies lagging performance and suggests replacement funds to optimize return.
- Generally allocates 85%-100% of assets into active and passive Underlying Investments focused on fixed income, with the remainder to equity securities.
- Rebalanced periodically as the Underlying Investment balances vary +/- 10% from their original allocations.


Standard Deviation

| | Goal Range | |
|-------------------|--------------|--------------|
| | 3-YR | 5-YR |
| EVVLX | 6.74% | 5.36% |
| EVVCX | 6.76% | 5.38% |
| Barclays Agg Bond | 3.37% | 3.15% |
| S&P 500 | 17.74% | 14.88% |
| Russell 2000 | 23.00% | 20.08% |
| MSCI EAFE | 15.61% | 14.08% |

Underlying Investments and Asset Allocation are not recommendations and are subject to change.

Portfolio Managers

Kevin R. Miller
CEO,
Portfolio Manager



Kevin has served as portfolio manager of The E-Valuator Risk Managed Funds (RMS) since inception in 2012.

He created and began managing risk managed strategies for individual and corporate clients in 1997.

His philosophy is grounded on the ability to maintain an independent perspective. Asset allocations of each Risk Managed Strategy are focused on the prudent, industry accepted standards toward volatility that is suitable to investors of varying risk temperaments.

In 2012, Kevin successfully launched a series of Risk Managed collective investment trust funds, predecessors to the RMS funds, that provided investment management services to thousands of investors.

Fund Facts

| Share Class | Service | R4 |
|----------------------------------|---------------------------|------------------|
| Ticker | EVVLX | EVVCX |
| CUSIP | 98148J105 | 98148J204 |
| Inception Date | 2-29-2012 | 2-29-2012 |
| Minimum Investment | \$10,000 | \$10,000 |
| Sales Load | None | None |
| Redemption Fee | None | None |
| Expense Ratio Gross ³ | 1.12% | 1.33% |
| Expense Ratio Net ³ | 0.99% | 1.24% |
| AUM Fund Family | \$625 million | |
| Adviser | Systelligence, LLC | |
| Portfolio Manager | Kevin R. Miller | |

Learn more

Kevin R. Miller
CEO,
Portfolio Manager

Shareholder Services
888-507-2798
evaluatorfunds.com

E-Valuator Software
855-870-EVAL (3825)
e-valuator.com
info@e-valuator.com

About the Adviser

Systelligence, LLC is boutique money manager and a registered investment advisory firm located in Bloomington, Minnesota. The firm manages six mutual funds totaling approximately \$625 Million USD in assets under management.

It employs an open architecture for a fund of funds strategy. Each of the six funds is fully diversified and represents a different level of risk-tolerance.

About The E-Valuator Software

Developed by Kevin Miller, The E-Valuator is a game-changer for investment performance management. The software combines industry leading control with dynamic charts and reports, providing evidence and documentation for investment selections based on predetermined criteria.

The software underlies the manager selection process for the RMS Funds and is available to advisors. Learn more at e-valuator.com.

¹Performance history. (1) The quoted performance data of this Fund includes past performance as a collective fund from 2-29-12 through 5-26-16, before the registration statement became effective; (2) This Fund was not registered under the 1940 Act prior to 5-26-16, therefore it was not subject to certain investment restrictions that are imposed by the Act; and (3) if this Fund had been registered under the 1940 Act, the performance history may have been adversely affected. The performance of the collective investment fund has not been restated to reflect the fees, expenses and fee waivers and/or expense limitations applicable to each class of shares of the Fund. If the performance of the collective investment fund had been restated to reflect the applicable fees and expenses of each class of shares of the Fund, the performance may have been lower than the performance shown. Please refer to the Performance History section of the prospectus for more detailed information.

There are risks involved with investing, including loss of principal. Current and future portfolio holdings are subject to risks as well. Diversification may not protect against market risk. There is no assurance the goals of the strategies discussed will be met. International investments may involve risk of capital loss from unfavorable fluctuation in currency values, from difference in generally accepted accounting in principles or from economic or political instability in other nations. Emerging markets involve heightened risks related to the same factors as well as increased volatility and lower trading volume. Bonds and bond funds will decrease in value as interest rates rise. These and other risks are described more fully in the fund's prospectus. The issuer of a fixed income security may not be able to make interest and principal payments when due. The lower the credit rating of a security, the greater the risk of default on its obligation.

Barclays Aggregate Bond Index - composed of the Barclays Govt/Credit Index, the Mortgage-Backed Securities Index, and the Asset-Backed Securities Index.

S&P 500 Index - consists of 500 domestic large companies as compiled by Standard & Poor's Financial Services, LLC.

Russell 2000 Index - consists of the smallest 2000 companies in the Russell 3000 Index, representing approximately 7% of the Russell market capitalization.

MSCI EAFE - this index is listed for foreign stock funds (EAFE refers to Europe, Australasia, and Far East). Widely accepted as a benchmark for international stock performance, the EAFE Index is an aggregate of 21 individual country indexes that collectively represent many of the major markets of the world.

Standard Deviation - a measure of risk (volatility). A larger standard deviation indicates an investment's performance will likely experience greater fluctuations.

The prospectus should be read carefully before investing. An investor should consider investment objectives, risks, and charges and expenses of the investment company carefully before investing. To obtain a prospectus which contains this and other information, contact your financial advisor, call 888-507-2798, or visit our website at www.evaluatorfunds.com.

Investor Suitability

| | |
|----------------------------|-------------------|
| Short-term loss tolerance | Low |
| Stock market risk exposure | Below Ave. |
| Inflation risk exposure | Above Ave. |
| Withdrawal target date | 2-4 years |



Performance¹ as of 9/30/2020

| | QTR | Average Annual Total Returns | | | | Since Inception ² |
|--------------|--------------|------------------------------|--------------|--------------|--------------|------------------------------|
| | | 1-YR | 3-YR | 5-YR | | |
| EVCLX | 3.96% | 5.36% | 4.91% | 5.63% | 5.35% | |
| EVFCX | 3.85% | 5.01% | 4.67% | 5.36% | 5.08% | |

Expense Ratio Gross/Net:³ EVCLX 0.94%/0.87%; EVFCX 1.19%/1.12%

²Inception: 2-29-2012

Performance data quoted represents past performance. The Fund's past performance does not guarantee future results. The investment return and principal value of an investment in the Fund will fluctuate so that an investor's shares, when redeemed, may be worth more or less than their original cost. Current performance of the Fund may be lower or higher than the performance quoted. To obtain performance data current to the most recent month end, please call 888-507-2798.

³The Adviser has agreed to waive 0.07% of its management fee. The Adviser may not terminate this contractual arrangement prior to January 31, 2021 except pursuant to mutual consent between the Fund and the Adviser or in the event that the investment advisory agreement is terminated. Without this waiver, expenses would be higher and performance would be lower.

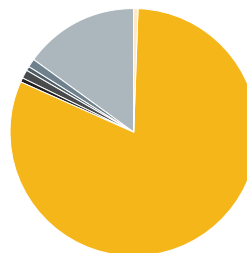
Top 10 Holdings

| |
|--|
| Vanguard Interm-Term Corp Bond |
| Vanguard Interm-Term Bond |
| Shenkman Capital Floating Rt Hi Inc Inst |
| Fidelity US Bond Index |
| Baird Core Plus Bond Inst |
| Vanguard Short-Term Corporate Bond |
| iShares Intermediate-Term Corp Bond |
| SPDR Portfolio Corporate Bond |
| Dodge & Cox Global Bond |
| Nuveen Strategic Income R6 |

Underlying Investments

| | |
|--------------------------|-----|
| Morningstar Categories | 34 |
| Actively Managed Assets | 39% |
| Passively Managed Assets | 61% |

Asset Allocation



| | Percent |
|--------------------|---------|
| Domestic Large Cap | 14.8 |
| Domestic Mid Cap | 1.1 |
| Domestic Small Cap | 0.5 |
| Foreign Large Cap | 1.3 |
| Foreign Sm/Mid Cap | 0.4 |
| Bonds | 81.1 |
| Money Market | 0.8 |

Investment Strategy

- "Fund-of-funds" that seeks as its primary objective to provide income and secondarily growth.
- Diversifies assets across industry-leading mutual funds and ETFs (Underlying Funds) based the team's outlook. Targets 3- and 5- year horizons that maintain the Fund's volatility (standard deviation) within a specified range and meet the rigorous performance tolerance demands of The E-Valuator analytical software (e-valuator.com).
- The E-Valuator software searches, screens and selects Underlying Investments based on 40 plus criteria (i.e., management tenure, volatility, fees, risk-adjusted return) set by the team. Daily oversight identifies lagging performance and suggests replacement funds to optimize return.
- Generally allocates 70%-85% of assets into active and passive Underlying Investments focused on fixed income, with the reminder to equity securities.
- Rebalanced periodically as the Underlying Investment balances vary +/- 10% from their original allocations.


Standard Deviation

| | Goal Range | |
|-------------------|--------------|--------------|
| | 2.5% | 5.0% |
| | 3-YR | 5-YR |
| EVCLX | 8.71% | 7.12% |
| EVFCX | 8.69% | 7.10% |
| Barclays Agg Bond | 3.37% | 3.15% |
| S&P 500 | 17.74% | 14.88% |
| Russell 2000 | 23.00% | 20.08% |
| MSCI EAFE | 15.61% | 14.08% |

Underlying Investments and Asset Allocation are not recommendations and are subject to change.

Portfolio Manager

Kevin R. Miller
CEO,
Portfolio Manager



Kevin has served as portfolio manager of The E-Valuator Risk Managed Funds (RMS) since inception in 2012.

He created and began managing risk managed strategies for individual and corporate clients in 1997.

His philosophy is grounded on the ability to maintain an independent perspective. Asset allocations of each Risk Managed Strategy are focused on the prudent, industry accepted standards toward volatility that is suitable to investors of varying risk temperaments.

In 2012, Kevin successfully launched a series of Risk Managed collective investment trust funds, predecessors to the RMS funds, that provided investment management services to thousands of investors.

Fund Facts

| Share Class | Service | R4 |
|----------------------------------|---------------------------|------------------|
| Ticker | EVCLX | EVFCX |
| CUSIP | 98148J303 | 98148J402 |
| Inception Date | 2-29-2012 | 2-29-2012 |
| Minimum Investment | \$10,000 | \$10,000 |
| Sales Load | None | None |
| Redemption Fee | None | None |
| Expense Ratio Gross ³ | 0.94% | 1.19% |
| Expense Ratio Net ³ | 0.87% | 1.12% |
| AUM Fund Family | \$625 million | |
| Adviser | Systelligence, LLC | |
| Portfolio Manager | Kevin R. Miller | |

Learn more

Kevin R. Miller
CEO,
Portfolio Manager

Shareholder Services
888-507-2798
evaluatorfunds.com

E-Valuator Software
855-870-EVAL (3825)
e-valuator.com
info@e-valuator.com

About the Adviser

Systelligence, LLC is boutique money manager and a registered investment advisory firm located in Bloomington, Minnesota. The firm manages six mutual funds totaling approximately \$625 Million USD in assets under management.

It employs an open architecture for a fund of funds strategy. Each of the six funds is fully diversified and represents a different level of risk-tolerance.

About The E-Valuator Software

Developed by Kevin Miller, The E-Valuator is a game-changer for investment performance management. The software combines industry leading control with dynamic charts and reports, providing evidence and documentation for investment selections based on predetermined criteria.

The software underlies the manager selection process for the RMS Funds and is available to advisors. Learn more at e-valuator.com.

¹Performance history. (1) The quoted performance data of this Fund includes past performance as a collective fund from 2-29-12 through 5-26-16, before the registration statement became effective; (2) This Fund was not registered under the 1940 Act prior to 5-26-16, therefore it was not subject to certain investment restrictions that are imposed by the Act; and (3) if this Fund had been registered under the 1940 Act, the performance history may have been adversely affected. The performance of the collective investment fund has not been restated to reflect the fees, expenses and fee waivers and/or expense limitations applicable to each class of shares of the Fund. If the performance of the collective investment fund had been restated to reflect the applicable fees and expenses of each class of shares of the Fund, the performance may have been lower than the performance shown. Please refer to the Performance History section of the prospectus for more detailed information.

There are risks involved with investing, including loss of principal. Current and future portfolio holdings are subject to risks as well. Diversification may not protect against market risk. There is no assurance the goals of the strategies discussed will be met. International investments may involve risk of capital loss from unfavorable fluctuation in currency values, from difference in generally accepted accounting in principles or from economic or political instability in other nations. Emerging markets involve heightened risks related to the same factors as well as increased volatility and lower trading volume. Bonds and bond funds will decrease in value as interest rates rise. These and other risks are described more fully in the fund's prospectus. The issuer of a fixed income security may not be able to make interest and principal payments when due. The lower the credit rating of a security, the greater the risk of default on its obligation.

Barclays Aggregate Bond Index - composed of the Barclays Govt/Credit Index, the Mortgage-Backed Securities Index, and the Asset-Backed Securities Index.

S&P 500 Index - consists of 500 domestic large companies as compiled by Standard & Poor's Financial Services, LLC.

Russell 2000 Index - consists of the smallest 2000 companies in the Russell 3000 Index, representing approximately 7% of the Russell market capitalization.

MSCI EAFE - this index is listed for foreign stock funds (EAFE refers to Europe, Australasia, and Far East). Widely accepted as a benchmark for international stock performance, the EAFE Index is an aggregate of 21 individual country indexes that collectively represent many of the major markets of the world.

Standard Deviation - a measure of risk (volatility). A larger standard deviation indicates an investment's performance will likely experience greater fluctuations.

The prospectus should be read carefully before investing. An investor should consider investment objectives, risks, and charges and expenses of the investment company carefully before investing. To obtain a prospectus which contains this and other information, contact your financial advisor, call 888-507-2798, or visit our website at www.evaluatorfunds.com.

Investor Suitability

| | |
|----------------------------|-------------------|
| Short-term loss tolerance | Moderate |
| Stock market risk exposure | Below Ave. |
| Inflation risk exposure | Above Ave. |
| Withdrawal target date | 4-6 years |



Performance¹ as of 9/30/2020

| | QTR | Average Annual Total Returns | | | | Since Inception ² |
|--------------|--------------|------------------------------|--------------|--------------|--------------|------------------------------|
| | | 1-YR | 3-YR | 5-YR | | |
| EVTX | 5.35% | 6.20% | 4.20% | 6.18% | 4.91% | |
| EVFTX | 5.26% | 6.39% | 4.18% | 6.03% | 4.49% | |

Expense Ratio Gross/Net:³ EVTX 1.14%/0.97%; EVFTX 1.39%/1.22%

²Inception: 2-29-2012

Performance data quoted represents past performance. The Fund's past performance does not guarantee future results. The investment return and principal value of an investment in the Fund will fluctuate so that an investor's shares, when redeemed, may be worth more or less than their original cost. Current performance of the Fund may be lower or higher than the performance quoted. To obtain performance data current to the most recent month end, please call 888-507-2798.

³The Adviser has agreed to waive 0.07% of its management fee. The Adviser may not terminate this contractual arrangement prior to January 31, 2021 except pursuant to mutual consent between the Fund and the Adviser or in the event that the investment advisory agreement is terminated. Without this waiver, expenses would be higher and performance would be lower.

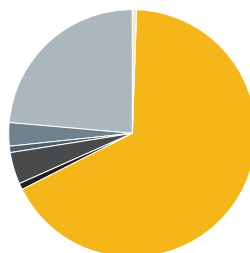
Top 10 Holdings

| |
|--|
| Vanguard Interm-Term Corp Bond |
| Fidelity US Bond Index |
| Vanguard Interm-Term Bond |
| Shenkman Capital Floating Rt Hi Inc Inst |
| iShares Intermediate-Term Corp Bond |
| Schwab US Large-Cap Growth |
| Schwab US Dividend Equity |
| Dodge & Cox Global Bond |
| Schwab S&P 500 Index |
| iShares Core Dividend Growth |

Underlying Investments

| | |
|--------------------------|-----|
| Morningstar Categories | 34 |
| Actively Managed Assets | 36% |
| Passively Managed Assets | 64% |

Asset Allocation



Investment Strategy

- "Fund-of-funds" that seeks as its primary objective to provide income and secondarily growth.
- Diversifies assets across industry-leading mutual funds and ETFs (Underlying Funds) based the team's outlook. Targets 3- and 5- year horizons that maintain the Fund's volatility (standard deviation) within a specified range and meet the rigorous performance tolerance demands of The E-Valuator analytical software (e-valuator.com).
- The E-Valuator software searches, screens and selects Underlying Investments based on 40 plus criteria (i.e., management tenure, volatility, fees, risk-adjusted return) set by the team. Daily oversight identifies lagging performance and suggests replacement funds to optimize return.
- Generally allocates 50%-70% of assets into active and passive Underlying Investments focused on fixed income, with the reminder to equity securities.
- Rebalanced periodically as the Underlying Investment balances vary +/- 10% from their original allocations.

Standard Deviation

| | Goal Range | |
|-------------------|---------------|--------------|
| | 3-YR | 5-YR |
| EVTX | 11.66% | 9.75% |
| EVFTX | 11.68% | 9.76% |
| Barclays Agg Bond | 3.37% | 3.15% |
| S&P 500 | 17.74% | 14.88% |
| Russell 2000 | 23.00% | 20.08% |
| MSCI EAFE | 15.61% | 14.08% |

Underlying Investments and Asset Allocation are not recommendations and are subject to change.

Portfolio Manager

Kevin R. Miller
CEO,
Portfolio Manager



Kevin has served as portfolio manager of The E-Valuator Risk Managed Funds (RMS) since inception in 2012.

He created and began managing risk managed strategies for individual and corporate clients in 1997.

His philosophy is grounded on the ability to maintain an independent perspective. Asset allocations of each Risk Managed Strategy are focused on the prudent, industry accepted standards toward volatility that is suitable to investors of varying risk temperaments.

In 2012, Kevin successfully launched a series of Risk Managed collective investment trust funds, predecessors to the RMS funds, that provided investment management services to thousands of investors.

Fund Facts

| Share Class | Service | R4 |
|----------------------------------|---------------------------|------------------|
| Ticker | EVTTX | EVFTX |
| CUSIP | 98148J501 | 98148J600 |
| Inception Date | 2-29-2012 | 2-29-2012 |
| Minimum Investment | \$10,000 | \$10,000 |
| Sales Load | None | None |
| Redemption Fee | None | None |
| Expense Ratio Gross ³ | 1.14% | 1.39% |
| Expense Ratio Net ³ | 0.97% | 1.22% |
| AUM Fund Family | \$625 million | |
| Adviser | Systelligence, LLC | |
| Portfolio Manager | Kevin R. Miller | |

Learn more

Kevin R. Miller
CEO,
Portfolio Manager

Shareholder Services
888-507-2798
evaluatorfunds.com

E-Valuator Software
855-870-EVAL (3825)
e-valuator.com
info@e-valuator.com

About the Adviser

Systelligence, LLC is boutique money manager and a registered investment advisory firm located in Bloomington, Minnesota. The firm manages six mutual funds totaling approximately \$625 Million USD in assets under management.

It employs an open architecture for a fund of funds strategy. Each of the six funds is fully diversified and represents a different level of risk-tolerance.

About The E-Valuator Software

Developed by Kevin Miller, The E-Valuator is a game-changer for investment performance management. The software combines industry leading control with dynamic charts and reports, providing evidence and documentation for investment selections based on predetermined criteria.

The software underlies the manager selection process for the RMS Funds and is available to advisors. Learn more at e-valuator.com.

¹Performance history. (1) The quoted performance data of this Fund includes past performance as a collective fund from 2-29-12 through 5-26-16, before the registration statement became effective; (2) This Fund was not registered under the 1940 Act prior to 5-26-16, therefore it was not subject to certain investment restrictions that are imposed by the Act; and (3) if this Fund had been registered under the 1940 Act, the performance history may have been adversely affected. The performance of the collective investment fund has not been restated to reflect the fees, expenses and fee waivers and/or expense limitations applicable to each class of shares of the Fund. If the performance of the collective investment fund had been restated to reflect the applicable fees and expenses of each class of shares of the Fund, the performance may have been lower than the performance shown. Please refer to the Performance History section of the prospectus for more detailed information.

There are risks involved with investing, including loss of principal. Current and future portfolio holdings are subject to risks as well. Diversification may not protect against market risk. There is no assurance the goals of the strategies discussed will be met. International investments may involve risk of capital loss from unfavorable fluctuation in currency values, from difference in generally accepted accounting in principles or from economic or political instability in other nations. Emerging markets involve heightened risks related to the same factors as well as increased volatility and lower trading volume. Bonds and bond funds will decrease in value as interest rates rise. These and other risks are described more fully in the fund's prospectus. The issuer of a fixed income security may not be able to make interest and principal payments when due. The lower the credit rating of a security, the greater the risk of default on its obligation.

Barclays Aggregate Bond Index - composed of the Barclays Govt/Credit Index, the Mortgage-Backed Securities Index, and the Asset-Backed Securities Index.

S&P 500 Index - consists of 500 domestic large companies as compiled by Standard & Poor's Financial Services, LLC.

Russell 2000 Index - consists of the smallest 2000 companies in the Russell 3000 Index, representing approximately 7% of the Russell market capitalization.

MSCI EAFE - this index is listed for foreign stock funds (EAFE refers to Europe, Australasia, and Far East). Widely accepted as a benchmark for international stock performance, the EAFE Index is an aggregate of 21 individual country indexes that collectively represent many of the major markets of the world.

Standard Deviation - a measure of risk (volatility). A larger standard deviation indicates an investment's performance will likely experience greater fluctuations.

The prospectus should be read carefully before investing. An investor should consider investment objectives, risks, and charges and expenses of the investment company carefully before investing. To obtain a prospectus which contains this and other information, contact your financial advisor, call 888-507-2798, or visit our website at www.evaluatorfunds.com.

Investor Suitability

| | |
|----------------------------|------------|
| Short-term loss tolerance | Acceptable |
| Stock market risk exposure | Average |
| Inflation risk exposure | Average |
| Withdrawal target date | 6-9 years |



Performance¹ as of 9/30/2020

| | QTR | Average Annual Total Returns | | | Since Inception ² |
|--------------|--------------|------------------------------|--------------|--------------|------------------------------|
| | | 1-YR | 3-YR | 5-YR | |
| EVMLX | 6.68% | 8.17% | 6.24% | 8.04% | 7.56% |
| EVFMX | 6.58% | 7.88% | 5.97% | 7.75% | 7.29% |

Expense Ratio Gross/Net:³ EVMLX 0.87%/0.80%; EVFMX 1.12%/1.05%

²Inception: 2-29-2012

Performance data quoted represents past performance. The Fund's past performance does not guarantee future results. The investment return and principal value of an investment in the Fund will fluctuate so that an investor's shares, when redeemed, may be worth more or less than their original cost. Current performance of the Fund may be lower or higher than the performance quoted. To obtain performance data current to the most recent month end, please call 888-507-2798.

³The Adviser has agreed to waive 0.07% of its management fee. The Adviser may not terminate this contractual arrangement prior to January 31, 2021 except pursuant to mutual consent between the Fund and the Adviser or in the event that the investment advisory agreement is terminated. Without this waiver, expenses would be higher and performance would be lower.

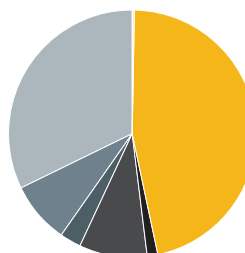
Top 10 Holdings

| |
|--|
| Schwab US Large-Cap Growth |
| Schwab® S&P 500 Index |
| Vanguard Interm-Term Corp Bond |
| Schwab US Dividend Equity |
| iShares Core Dividend Growth |
| Vanguard Interm-Term Bond |
| iShares Global 100 |
| SPDR® Portfolio Developed Wld ex-US |
| Shenkman Capital Floating Rt Hi Inc Inst |
| American Funds New Perspective R6 |

Underlying Investments

| | |
|--------------------------|-----|
| Morningstar Categories | 36 |
| Actively Managed Assets | 30% |
| Passively Managed Assets | 70% |

Asset Allocation



| | Percent |
|--------------------|---------|
| Domestic Large Cap | 32.1 |
| Domestic Mid Cap | 8.1 |
| Domestic Small Cap | 2.6 |
| Foreign Large Cap | 8.9 |
| Foreign Sm/Mid Cap | 1.6 |
| Bonds | 46.2 |
| Money Market | 0.5 |

Investment Strategy

- "Fund-of-funds" that seeks as its primary objective to provide principal growth and income.
- Diversifies assets across industry-leading mutual funds and ETFs (Underlying Funds) based on the team's outlook. Targets 3- and 5- year horizons that maintain the Fund's volatility (standard deviation) within a specified range and meet the rigorous performance tolerance demands of The E-Valuator analytical software (e-valuator.com).
- The E-Valuator software searches, screens and selects Underlying Investments based on 40 plus criteria (i.e., management tenure, volatility, fees, risk-adjusted return) set by the team. Daily oversight identifies lagging performance and suggests replacement funds to optimize return.
- Generally allocates 30%-50% of assets into active and passive Underlying Investments focused on fixed income, with the remainder to equity securities.
- Rebalanced periodically as the Underlying Investment balances vary +/- 10% from their original allocations.

Standard Deviation

| | Goal Range | |
|-------------------|---------------|---------------|
| | 3-YR | 5-YR |
| EVMLX | 14.17% | 11.63% |
| EVFMX | 14.15% | 11.62% |
| Barclays Agg Bond | 3.37% | 3.15% |
| S&P 500 | 17.74% | 14.88% |
| Russell 2000 | 23.00% | 20.08% |
| MSCI EAFE | 15.61% | 14.08% |

Underlying Investments and Asset Allocation are not recommendations and are subject to change.

Portfolio Manager

Kevin R. Miller
CEO,
Portfolio Manager



Kevin has served as portfolio manager of The E-Valuator Risk Managed Funds (RMS) since inception in 2012.

He created and began managing risk managed strategies for individual and corporate clients in 1997.

His philosophy is grounded on the ability to maintain an independent perspective. Asset allocations of each Risk Managed Strategy are focused on the prudent, industry accepted standards toward volatility that is suitable to investors of varying risk temperaments.

In 2012, Kevin successfully launched a series of Risk Managed collective investment trust funds, predecessors to the RMS funds, that provided investment management services to thousands of investors.

Fund Facts

| Share Class | Service | R4 |
|----------------------------------|---------------------------|------------------|
| Ticker | EVMLX | EVFMX |
| CUSIP | 98148J709 | 98148J808 |
| Inception Date | 2-29-2012 | 2-29-2012 |
| Minimum Investment | \$10,000 | \$10,000 |
| Sales Load | None | None |
| Redemption Fee | None | None |
| Expense Ratio Gross ³ | 0.87% | 1.12% |
| Expense Ratio Net ³ | 0.80% | 1.05% |
| AUM Fund Family | \$625 million | |
| Adviser | Systelligence, LLC | |
| Portfolio Manager | Kevin R. Miller | |

Learn more

Kevin R. Miller
CEO,
Portfolio Manager

Shareholder Services
888-507-2798
evaluatorfunds.com

E-Valuator Software
855-870-EVAL (3825)
e-valuator.com
info@e-valuator.com

About the Adviser

Systelligence, LLC is boutique money manager and a registered investment advisory firm located in Bloomington, Minnesota. The firm manages six mutual funds totaling approximately \$625 Million USD in assets under management.

It employs an open architecture for a fund of funds strategy. Each of the six funds is fully diversified and represents a different level of risk-tolerance.

About The E-Valuator Software

Developed by Kevin Miller, The E-Valuator is a game-changer for investment performance management. The software combines industry leading control with dynamic charts and reports, providing evidence and documentation for investment selections based on predetermined criteria.

The software underlies the manager selection process for the RMS Funds and is available to advisors. Learn more at e-valuator.com.

¹Performance history. (1) The quoted performance data of this Fund includes past performance as a collective fund from 2-29-12 through 5-26-16, before the registration statement became effective; (2) This Fund was not registered under the 1940 Act prior to 5-26-16, therefore it was not subject to certain investment restrictions that are imposed by the Act; and (3) if this Fund had been registered under the 1940 Act, the performance history may have been adversely affected. The performance of the collective investment fund has not been restated to reflect the fees, expenses and fee waivers and/or expense limitations applicable to each class of shares of the Fund. If the performance of the collective investment fund had been restated to reflect the applicable fees and expenses of each class of shares of the Fund, the performance may have been lower than the performance shown. Please refer to the Performance History section of the prospectus for more detailed information.

There are risks involved with investing, including loss of principal. Current and future portfolio holdings are subject to risks as well. Diversification may not protect against market risk. There is no assurance the goals of the strategies discussed will be met. International investments may involve risk of capital loss from unfavorable fluctuation in currency values, from difference in generally accepted accounting in principles or from economic or political instability in other nations. Emerging markets involve heightened risks related to the same factors as well as increased volatility and lower trading volume. Bonds and bond funds will decrease in value as interest rates rise. These and other risks are described more fully in the fund's prospectus. The issuer of a fixed income security may not be able to make interest and principal payments when due. The lower the credit rating of a security, the greater the risk of default on its obligation.

Barclays Aggregate Bond Index - composed of the Barclays Govt/Credit Index, the Mortgage-Backed Securities Index, and the Asset-Backed Securities Index.

S&P 500 Index - consists of 500 domestic large companies as compiled by Standard & Poor's Financial Services, LLC.

Russell 2000 Index - consists of the smallest 2000 companies in the Russell 3000 Index, representing approximately 7% of the Russell market capitalization.

MSCI EAFE - this index is listed for foreign stock funds (EAFE refers to Europe, Australasia, and Far East). Widely accepted as a benchmark for international stock performance, the EAFE Index is an aggregate of 21 individual country indexes that collectively represent many of the major markets of the world.

Standard Deviation - a measure of risk (volatility). A larger standard deviation indicates an investment's performance will likely experience greater fluctuations.

The prospectus should be read carefully before investing. An investor should consider investment objectives, risks, and charges and expenses of the investment company carefully before investing. To obtain a prospectus which contains this and other information, contact your financial advisor, call 888-507-2798, or visit our website at www.evaluatorfunds.com.

Investor Suitability

| | |
|----------------------------|-------------------|
| Short-term loss tolerance | High |
| Stock market risk exposure | Above Ave. |
| Inflation risk exposure | Below Ave. |
| Withdrawal target date | 9-12 years |



Performance¹ as of 9/30/2020

| | QTR | Average Annual Total Returns | | | | Since Inception ² |
|--------------|--------------|------------------------------|--------------|--------------|--------------|------------------------------|
| | | 1-YR | 3-YR | 5-YR | | |
| EVGLX | 7.72% | 11.49% | 7.15% | 9.29% | 9.11% | |
| EVGRX | 7.68% | 11.30% | 6.89% | 9.01% | 8.78% | |

Expense Ratio Gross/Net:³ EVGLX 0.86%/0.79%; EVGRX 1.12%/1.05%
²Inception: 2-29-2012

Performance data quoted represents past performance. The Fund's past performance does not guarantee future results. The investment return and principal value of an investment in the Fund will fluctuate so that an investor's shares, when redeemed, may be worth more or less than their original cost. Current performance of the Fund may be lower or higher than the performance quoted. To obtain performance data current to the most recent month end, please call 888-507-2798.

³The Adviser has agreed to waive 0.07% of its management fee. The Adviser may not terminate this contractual arrangement prior to January 31, 2021 except pursuant to mutual consent between the Fund and the Adviser or in the event that the investment advisory agreement is terminated. Without this waiver, expenses would be higher and performance would be lower.

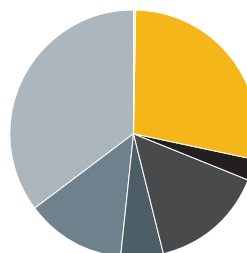
Top 10 Holdings

| |
|------------------------------------|
| Schwab US Large-Cap Growth |
| Schwab S&P 500 Index |
| iShares Global 100 |
| Schwab US Dividend Equity |
| Vanguard Mid-Cap |
| American Funds New Perspective R6 |
| iShares Core Dividend Growth |
| Harbor Global Leaders Instl |
| SPDR Portfolio Developed Wld ex-US |
| Vanguard Mid-Cap Value |

Underlying Investments

| | |
|--------------------------|-----|
| Morningstar Categories | 36 |
| Actively Managed Assets | 26% |
| Passively Managed Assets | 74% |

Asset Allocation



| | Percent |
|--------------------|---------|
| Domestic Large Cap | 35.2 |
| Domestic Mid Cap | 13.1 |
| Domestic Small Cap | 5.5 |
| Foreign Large Cap | 14.9 |
| Foreign Sm/Mid Cap | 2.8 |
| Bonds | 28.0 |
| Money Market | 0.5 |

Investment Strategy

- "Fund-of-funds" that seeks as its primary objective long-term growth and and secondarily current income.
- Diversifies assets across industry-leading mutual funds and ETFs (Underlying Funds) based the team's outlook. Targets 3- and 5- year horizons that maintain the Fund's volatility (standard deviation) within a specified range and meet the rigorous performance tolerance demands of The E-Valuator analytical software (e-valuator.com).
- The E-Valuator software searches, screens and selects Underlying Investments based on 40 plus criteria (i.e., management tenure, volatility, fees, risk-adjusted return) set by the team. Daily oversight identifies lagging performance and suggests replacement funds to optimize return.
- Generally allocates 15%-30% of assets into active and passive Underlying Investments focused on fixed income, with the remainder to equity securities.
- Rebalanced periodically as the Underlying Investment balances vary +/- 10% from their original allocations.

Standard Deviation

| | Goal Range | |
|-------------------|---------------|---------------|
| | 3-YR | 5-YR |
| EVGLX | 16.01% | 13.40% |
| EVGRX | 16.05% | 13.44% |
| Barclays Agg Bond | 3.37% | 3.15% |
| S&P 500 | 17.74% | 14.88% |
| Russell 2000 | 23.00% | 20.08% |
| MSCI EAFE | 15.61% | 14.08% |

Underlying Investments and Asset Allocation are not recommendations and are subject to change.

Portfolio Manager

Kevin R. Miller
CEO,
Portfolio Manager



Kevin has served as portfolio manager of The E-Valuator Risk Managed Funds (RMS) since inception in 2012.

He created and began managing risk managed strategies for individual and corporate clients in 1997.

His philosophy is grounded on the ability to maintain an independent perspective. Asset allocations of each Risk Managed Strategy are focused on the prudent, industry accepted standards toward volatility that is suitable to investors of varying risk temperaments.

In 2012, Kevin successfully launched a series of Risk Managed collective investment trust funds, predecessors to the RMS funds, that provided investment management services to thousands of investors.

Fund Facts

| Share Class | Service | R4 |
|----------------------------------|---------------------------|------------------|
| Ticker | EVGLX | EVGRX |
| CUSIP | 98148J881 | 98148J873 |
| Inception Date | 2-29-2012 | 2-29-2012 |
| Minimum Investment | \$10,000 | \$10,000 |
| Sales Load | None | None |
| Redemption Fee | None | None |
| Expense Ratio Gross ³ | 0.86% | 1.12% |
| Expense Ratio Net ³ | 0.79% | 1.05% |
| AUM Fund Family | \$625 million | |
| Adviser | Systelligence, LLC | |
| Portfolio Manager | Kevin R. Miller | |

Learn more

Kevin R. Miller
CEO,
Portfolio Manager

Shareholder Services
888-507-2798
evaluatorfunds.com

E-Valuator Software
855-870-EVAL (3825)
e-valuator.com
info@e-valuator.com

About the Adviser

Systelligence, LLC is boutique money manager and a registered investment advisory firm located in Bloomington, Minnesota. The firm manages six mutual funds totaling approximately \$625 Million USD in assets under management.

It employs an open architecture for a fund of funds strategy. Each of the six funds is fully diversified and represents a different level of risk-tolerance.

About The E-Valuator Software

Developed by Kevin Miller, The E-Valuator is a game-changer for investment performance management. The software combines industry leading control with dynamic charts and reports, providing evidence and documentation for investment selections based on predetermined criteria.

The software underlies the manager selection process for the RMS Funds and is available to advisors. Learn more at e-valuator.com.

¹Performance history. (1) The quoted performance data of this Fund includes past performance as a collective fund from 2-29-12 through 5-26-16, before the registration statement became effective; (2) This Fund was not registered under the 1940 Act prior to 5-26-16, therefore it was not subject to certain investment restrictions that are imposed by the Act; and (3) if this Fund had been registered under the 1940 Act, the performance history may have been adversely affected. The performance of the collective investment fund has not been restated to reflect the fees, expenses and fee waivers and/or expense limitations applicable to each class of shares of the Fund. If the performance of the collective investment fund had been restated to reflect the applicable fees and expenses of each class of shares of the Fund, the performance may have been lower than the performance shown. Please refer to the Performance History section of the prospectus for more detailed information.

There are risks involved with investing, including loss of principal. Current and future portfolio holdings are subject to risks as well. Diversification may not protect against market risk. There is no assurance the goals of the strategies discussed will be met. International investments may involve risk of capital loss from unfavorable fluctuation in currency values, from difference in generally accepted accounting in principles or from economic or political instability in other nations. Emerging markets involve heightened risks related to the same factors as well as increased volatility and lower trading volume. Bonds and bond funds will decrease in value as interest rates rise. These and other risks are described more fully in the fund's prospectus. The issuer of a fixed income security may not be able to make interest and principal payments when due. The lower the credit rating of a security, the greater the risk of default on its obligation.

Barclays Aggregate Bond Index - composed of the Barclays Govt/Credit Index, the Mortgage-Backed Securities Index, and the Asset-Backed Securities Index.

S&P 500 Index - consists of 500 domestic large companies as compiled by Standard & Poor's Financial Services, LLC.

Russell 2000 Index - consists of the smallest 2000 companies in the Russell 3000 Index, representing approximately 7% of the Russell market capitalization.

MSCI EAFE - this index is listed for foreign stock funds (EAFE refers to Europe, Australasia, and Far East). Widely accepted as a benchmark for international stock performance, the EAFE Index is an aggregate of 21 individual country indexes that collectively represent many of the major markets of the world.

Standard Deviation - a measure of risk (volatility). A larger standard deviation indicates an investment's performance will likely experience greater fluctuations.

The prospectus should be read carefully before investing. An investor should consider investment objectives, risks, and charges and expenses of the investment company carefully before investing. To obtain a prospectus which contains this and other information, contact your financial advisor, call 888-507-2798, or visit our website at www.evaluatorfunds.com.

Investor Suitability

| | |
|----------------------------|----------------------|
| Short-term loss tolerance | Very high |
| Stock market risk exposure | Significant |
| Inflation risk exposure | Minimal |
| Withdrawal target date | > 12 years |



Performance¹ as of 9/30/2020

| | Average Annual Total Returns | | | | |
|--------------|------------------------------|---------------|--------------|--------------|------------------------------|
| | QTR | 1-YR | 3-YR | 5-YR | Since Inception ² |
| EVAGX | 8.55% | 11.10% | 6.58% | 9.23% | 9.01% |
| EVFGX | 8.54% | 10.83% | 6.30% | 8.94% | 8.54% |

Expense Ratio Gross/Net:³ EVAGX 0.89%/0.82%; EVFGX 1.15%/1.08%
²Inception: 2-29-2012

Performance data quoted represents past performance. The Fund's past performance does not guarantee future results. The investment return and principal value of an investment in the Fund will fluctuate so that an investor's shares, when redeemed, may be worth more or less than their original cost. Current performance of the Fund may be lower or higher than the performance quoted. To obtain performance data current to the most recent month end, please call 888-507-2798.

³The Adviser has agreed to waive 0.07% of its management fee. The Adviser may not terminate this contractual arrangement prior to January 31, 2021 except pursuant to mutual consent between the Fund and the Adviser or in the event that the investment advisory agreement is terminated. Without this waiver, expenses would be higher and performance would be lower.

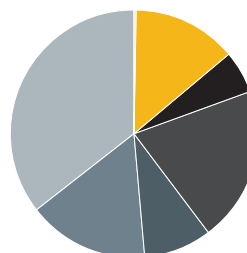
Top 10 Holdings

| |
|------------------------------------|
| Schwab US Large-Cap Growth |
| Vanguard Mid-Cap |
| American Funds New Perspective R6 |
| Schwab S&P 500 Index |
| iShares Global 100 |
| SPDR Portfolio Developed Wld ex-US |
| Fidelity Emerging Markets Idx |
| Schwab US Dividend Equity |
| Fidelity Small Cap Index |
| iShares Core Dividend Growth |

Underlying Investments

| | |
|--------------------------|-----|
| Morningstar Categories | 36 |
| Actively Managed Assets | 24% |
| Passively Managed Assets | 76% |

Asset Allocation



Investment Strategy

- "Fund-of-funds" that seeks as its primary objective long-term total return through principal appreciation and secondarily current income.
- Diversifies assets across industry-leading mutual funds and ETFs (Underlying Funds) based on the team's outlook. Targets 3- and 5- year horizons that maintain the Fund's volatility (standard deviation) within a specified range and meet the rigorous performance tolerance demands of The E-Valuator analytical software (e-valuator.com).
- The E-Valuator software searches, screens and selects Underlying Investments based on 40 plus criteria (i.e., management tenure, volatility, fees, risk-adjusted return) set by the team. Daily oversight identifies lagging performance and suggests replacement funds to optimize return.
- Generally allocates 1%-15% of assets into active and passive Underlying Investments focused on fixed income, with the remainder to equity securities.
- Rebalanced periodically as the Underlying Investment balances vary +/- 10% from their original allocations.

Standard Deviation

| Goal Range | 9.5% to 13.5% | |
|-------------------|---------------|---------------|
| | 3-YR | 5-YR |
| EVAGX | 17.70% | 14.77% |
| EVFGX | 17.68% | 14.76% |
| Barclays Agg Bond | 3.37% | 3.15% |
| S&P 500 | 17.74% | 14.88% |
| Russell 2000 | 23.00% | 20.08% |
| MSCI EAFE | 15.61% | 14.08% |

Underlying Investments and Asset Allocation are not recommendations and are subject to change.

Portfolio Manager

Kevin R. Miller
CEO,
Portfolio Manager



Kevin has served as portfolio manager of The E-Valuator Risk Managed Funds (RMS) since inception in 2012.

He created and began managing risk managed strategies for individual and corporate clients in 1997.

His philosophy is grounded on the ability to maintain an independent perspective. Asset allocations of each Risk Managed Strategy are focused on the prudent, industry accepted standards toward volatility that is suitable to investors of varying risk temperaments.

In 2012, Kevin successfully launched a series of Risk Managed collective investment trust funds, predecessors to the RMS funds, that provided investment management services to thousands of investors.

Fund Facts

| Share Class | Service | R4 |
|----------------------------------|---------------------------|------------------|
| Ticker | EVAGX | EVFGX |
| CUSIP | 98148J865 | 98148J857 |
| Inception Date | 2-29-2012 | 2-29-2012 |
| Minimum Investment | \$10,000 | \$10,000 |
| Sales Load | None | None |
| Redemption Fee | None | None |
| Expense Ratio Gross ³ | 0.89% | 1.15% |
| Expense Ratio Net ³ | 0.82% | 1.08% |
| AUM Fund Family | \$625 million | |
| Adviser | Systelligence, LLC | |
| Portfolio Manager | Kevin R. Miller | |

Learn more

Kevin R. Miller
CEO,
Portfolio Manager

Shareholder Services
888-507-2798
evaluatorfunds.com

E-Valuator Software
855-870-EVAL (3825)
e-valuator.com
info@e-valuator.com

About the Adviser

Systelligence, LLC is boutique money manager and a registered investment advisory firm located in Bloomington, Minnesota. The firm manages six mutual funds totaling approximately \$625 Million USD in assets under management.

It employs an open architecture for a fund of funds strategy. Each of the six funds is fully diversified and represents a different level of risk-tolerance.

About The E-Valuator Software

Developed by Kevin Miller, The E-Valuator is a game-changer for investment performance management. The software combines industry leading control with dynamic charts and reports, providing evidence and documentation for investment selections based on predetermined criteria.

The software underlies the manager selection process for the RMS Funds and is available to advisors. Learn more at e-valuator.com.

¹Performance history. (1) The quoted performance data of this Fund includes past performance as a collective fund from 2-29-12 through 5-26-16, before the registration statement became effective; (2) This Fund was not registered under the 1940 Act prior to 5-26-16, therefore it was not subject to certain investment restrictions that are imposed by the Act; and (3) if this Fund had been registered under the 1940 Act, the performance history may have been adversely affected. The performance of the collective investment fund has not been restated to reflect the fees, expenses and fee waivers and/or expense limitations applicable to each class of shares of the Fund. If the performance of the collective investment fund had been restated to reflect the applicable fees and expenses of each class of shares of the Fund, the performance may have been lower than the performance shown. Please refer to the Performance History section of the prospectus for more detailed information.

There are risks involved with investing, including loss of principal. Current and future portfolio holdings are subject to risks as well. Diversification may not protect against market risk. There is no assurance the goals of the strategies discussed will be met. International investments may involve risk of capital loss from unfavorable fluctuation in currency values, from difference in generally accepted accounting in principles or from economic or political instability in other nations. Emerging markets involve heightened risks related to the same factors as well as increased volatility and lower trading volume. Bonds and bond funds will decrease in value as interest rates rise. These and other risks are described more fully in the fund's prospectus. The issuer of a fixed income security may not be able to make interest and principal payments when due. The lower the credit rating of a security, the greater the risk of default on its obligation.

Barclays Aggregate Bond Index - composed of the Barclays Govt/Credit Index, the Mortgage-Backed Securities Index, and the Asset-Backed Securities Index.

S&P 500 Index - consists of 500 domestic large companies as compiled by Standard & Poor's Financial Services, LLC.

Russell 2000 Index - consists of the smallest 2000 companies in the Russell 3000 Index, representing approximately 7% of the Russell market capitalization.

MSCI EAFE - this index is listed for foreign stock funds (EAFE refers to Europe, Australasia, and Far East). Widely accepted as a benchmark for international stock performance, the EAFE Index is an aggregate of 21 individual country indexes that collectively represent many of the major markets of the world.

Standard Deviation - a measure of risk (volatility). A larger standard deviation indicates an investment's performance will likely experience greater fluctuations.

The prospectus should be read carefully before investing. An investor should consider investment objectives, risks, and charges and expenses of the investment company carefully before investing. To obtain a prospectus which contains this and other information, contact your financial advisor, call 888-507-2798, or visit our website at www.evaluatorfunds.com.