

### Investor Suitability

Short-term loss tolerance	<b>Very low</b>
Stock market risk exposure	<b>Minimal</b>
Inflation risk exposure	<b>Significant</b>
Withdrawal target date	<b>&lt; 2 years</b>



### Performance<sup>1</sup> as of 12/31/2020

	QTR	Average Annual Total Returns				Since Inception <sup>2</sup>
		1-YR	3-YR	5-YR		
<b>EVVLX</b>	<b>5.24%</b>	<b>8.03%</b>	<b>4.82%</b>	<b>4.83%</b>	<b>3.77%</b>	
<b>EVVCX</b>	<b>5.15%</b>	<b>7.69%</b>	<b>4.60%</b>	<b>4.58%</b>	<b>3.48%</b>	

Expense Ratio Gross/Net:<sup>3</sup> EVVLX 1.12%/0.99%; EVVCX 1.33%/1.24%  
<sup>2</sup>Inception: 2-29-2012

Performance data quoted represents past performance. The Fund's past performance does not guarantee future results. The investment return and principal value of an investment in the Fund will fluctuate so that an investor's shares, when redeemed, may be worth more or less than their original cost. Current performance of the Fund may be lower or higher than the performance quoted. To obtain performance data current to the most recent month end, please call 888-507-2798.

<sup>3</sup>The Adviser has agreed to waive 0.07% of its management fee. The Adviser may not terminate this contractual arrangement prior to January 31, 2021 except pursuant to mutual consent between the Fund and the Adviser or in the event that the investment advisory agreement is terminated. Without this waiver, expenses would be higher and performance would be lower.

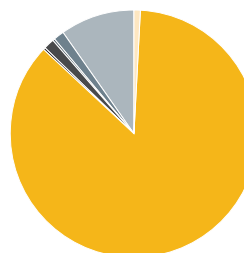
### Top 10 Holdings

iShares Convertible Bond
Vanguard Interm-Term Corp Bd
Vanguard Short-Term Corporate Bond
Schenkman Capital Floating Rt Hi Inc Inst
VanEck Vectors Investment Grd FI Rt
iShares Core Total USD Bond Market
Fidelity® US Bond Index
Vanguard Emerging Mkts Govt Bd
Vanguard Core Bond Admiral
SPDR® Portfolio High Yield Bond

### Underlying Investments

Morningstar Categories	30
Actively Managed Assets	27%
Passively Managed Assets	73%

### Asset Allocation



### Investment Strategy

- "Fund-of-funds" that seeks as its primary objective to provide income and secondarily stability of principal.
- Diversifies assets across industry-leading mutual funds and ETFs (Underlying Funds) based on the team's outlook. Targets 3- and 5- year horizons that maintain the Fund's volatility (standard deviation) within a specified range and meet the rigorous performance tolerance demands of The E-Valuator analytical software (e-valuator.com).
- The E-Valuator software searches, screens and selects Underlying Investments based on 40 plus criteria (i.e., management tenure, volatility, fees, risk-adjusted return) set by the team. Daily oversight identifies lagging performance and suggests replacement funds to optimize return.
- Generally allocates 85%-100% of assets into active and passive Underlying Investments focused on fixed income, with the remainder to equity securities.
- Rebalanced periodically as the Underlying Investment balances vary +/- 10% from their original allocations.

### Standard Deviation

Goal Range	1.0% to 3.5%	
	3-YR	5-YR
<b>EVVLX</b>	<b>7.07%</b>	<b>5.57%</b>
<b>EVVCX</b>	<b>7.11%</b>	<b>5.60%</b>
Barclays Agg Bond	3.40%	3.16%
S&P 500	18.80%	15.26%
Russell 2000	25.63%	21.54%
MSCI EAFE	18.30%	15.46%

Percent

Domestic Large Cap	9.6
Domestic Mid Cap	1.4
Domestic Small Cap	0.3
Foreign Large Cap	1.4
Foreign Sm/Mid Cap	0.3
Bonds	86.0
Money Market	1.0

Underlying Investments and Asset Allocation are not recommendations and are subject to change.

## Portfolio Managers

**Kevin R. Miller**  
CEO,  
Portfolio Manager



Kevin has served as portfolio manager of The E-Valuator Risk Managed Funds (RMS) since inception in 2012.

He created and began managing risk managed strategies for individual and corporate clients in 1997.

His philosophy is grounded on the ability to maintain an independent perspective. Asset allocations of each Risk Managed Strategy are focused on the prudent, industry accepted standards toward volatility that is suitable to investors of varying risk temperaments.

In 2012, Kevin successfully launched a series of Risk Managed collective investment trust funds, predecessors to the RMS funds, that provided investment management services to thousands of investors.

## Fund Facts

Share Class	Service	R4
Ticker	<b>EVVLX</b>	<b>EVVCX</b>
CUSIP	<b>98148J105</b>	<b>98148J204</b>
Inception Date	<b>2-29-2012</b>	<b>2-29-2012</b>
Minimum Investment	<b>\$10,000</b>	<b>\$10,000</b>
Sales Load	<b>None</b>	<b>None</b>
Redemption Fee	<b>None</b>	<b>None</b>
Expense Ratio Gross <sup>3</sup>	<b>1.12%</b>	<b>1.33%</b>
Expense Ratio Net <sup>3</sup>	<b>0.99%</b>	<b>1.24%</b>
AUM Fund Family	<b>\$713 million</b>	
Adviser	<b>Systelligence, LLC</b>	
Portfolio Manager	<b>Kevin R. Miller</b>	

## Learn more

**Kevin R. Miller**  
CEO,  
Portfolio Manager

**Shareholder Services**  
**888-507-2798**  
evaluatorfunds.com

**E-Valuator Software**  
855-870-EVAL (3825)  
e-valuator.com  
info@e-valuator.com

## About the Adviser

Systelligence, LLC is boutique money manager and a registered investment advisory firm located in Bloomington, Minnesota. The firm manages six mutual funds totaling approximately \$713 Million USD in assets under management.

It employs an open architecture for a fund of funds strategy. Each of the six funds is fully diversified and represents a different level of risk-tolerance.

## About The E-Valuator Software

Developed by Kevin Miller, The E-Valuator is a game-changer for investment performance management. The software combines industry leading control with dynamic charts and reports, providing evidence and documentation for investment selections based on predetermined criteria.

The software underlies the manager selection process for the RMS Funds and is available to advisors. Learn more at e-valuator.com.

<sup>1</sup>Performance history. (1) The quoted performance data of this Fund includes past performance as a collective fund from 2-29-12 through 5-26-16, before the registration statement became effective; (2) This Fund was not registered under the 1940 Act prior to 5-26-16, therefore it was not subject to certain investment restrictions that are imposed by the Act; and (3) if this Fund had been registered under the 1940 Act, the performance history may have been adversely affected. The performance of the collective investment fund has not been restated to reflect the fees, expenses and fee waivers and/or expense limitations applicable to each class of shares of the Fund. If the performance of the collective investment fund had been restated to reflect the applicable fees and expenses of each class of shares of the Fund, the performance may have been lower than the performance shown. Please refer to the Performance History section of the prospectus for more detailed information.

**There are risks involved with investing, including loss of principal. Current and future portfolio holdings are subject to risks as well. Diversification may not protect against market risk. There is no assurance the goals of the strategies discussed will be met. International investments may involve risk of capital loss from unfavorable fluctuation in currency values, from difference in generally accepted accounting in principles or from economic or political instability in other nations. Emerging markets involve heightened risks related to the same factors as well as increased volatility and lower trading volume. Bonds and bond funds will decrease in value as interest rates rise. These and other risks are described more fully in the fund's prospectus. The issuer of a fixed income security may not be able to make interest and principal payments when due. The lower the credit rating of a security, the greater the risk of default on its obligation.**

Barclays Aggregate Bond Index - composed of the Barclays Govt/Credit Index, the Mortgage-Backed Securities Index, and the Asset-Backed Securities Index.

S&P 500 Index - consists of 500 domestic large companies as compiled by Standard & Poor's Financial Services, LLC.

Russell 2000 Index - consists of the smallest 2000 companies in the Russell 3000 Index, representing approximately 7% of the Russell market capitalization.

MSCI EAFE - this index is listed for foreign stock funds (EAFE refers to Europe, Australasia, and Far East). Widely accepted as a benchmark for international stock performance, the EAFE Index is an aggregate of 21 individual country indexes that collectively represent many of the major markets of the world.

Standard Deviation - a measure of risk (volatility). A larger standard deviation indicates an investment's performance will likely experience greater fluctuations.

**The prospectus should be read carefully before investing. An investor should consider investment objectives, risks, and charges and expenses of the investment company carefully before investing. To obtain a prospectus which contains this and other information, contact your financial advisor, call 888-507-2798, or visit our website at [www.evaluatorfunds.com](http://www.evaluatorfunds.com).**

## Investor Suitability

Short-term loss tolerance	<b>Low</b>
Stock market risk exposure	<b>Below Ave.</b>
Inflation risk exposure	<b>Above Ave.</b>
Withdrawal target date	<b>2-4 years</b>



## Performance<sup>1</sup> as of 12/31/2020

	Average Annual Total Returns				
	QTR	1-YR	3-YR	5-YR	Since Inception <sup>2</sup>
<b>EVCLX</b>	<b>7.89%</b>	<b>11.19%</b>	<b>6.73%</b>	<b>6.86%</b>	<b>6.10%</b>
<b>EVFCX</b>	<b>7.86%</b>	<b>10.84%</b>	<b>6.48%</b>	<b>6.60%</b>	<b>5.83%</b>

Expense Ratio Gross/Net:<sup>3</sup> EVCLX 0.94%/0.87%; EVFCX 1.19%/1.12%

<sup>2</sup>Inception: 2-29-2012

Performance data quoted represents past performance. The Fund's past performance does not guarantee future results. The investment return and principal value of an investment in the Fund will fluctuate so that an investor's shares, when redeemed, may be worth more or less than their original cost. Current performance of the Fund may be lower or higher than the performance quoted. To obtain performance data current to the most recent month end, please call 888-507-2798.

<sup>3</sup>The Adviser has agreed to waive 0.07% of its management fee. The Adviser may not terminate this contractual arrangement prior to January 31, 2021 except pursuant to mutual consent between the Fund and the Adviser or in the event that the investment advisory agreement is terminated. Without this waiver, expenses would be higher and performance would be lower.

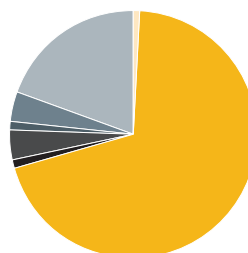
## Top 10 Holdings

iShares Convertible Bond
Shenkman Capital Floating Rt Hi Inc Inst
Vanguard Interm-Term Corp Bd
Vanguard Short-Term Corporate Bond
Vanguard Emerging Mkts Govt Bd
Schwab <sup>®</sup> S&P 500 Index
Schwab US Large-Cap Growth
iShares Core Total USD Bond Market
SPDR <sup>®</sup> Portfolio High Yield Bond
iShares Broad USD High Yield Corp Bd

## Underlying Investments

Morningstar Categories	29
Actively Managed Assets	26%
Passively Managed Assets	74%

## Asset Allocation



	Percent
Domestic Large Cap	19.4
Domestic Mid Cap	3.8
Domestic Small Cap	1.0
Foreign Large Cap	4.0
Foreign Sm/Mid Cap	1.0
Bonds	69.8
Money Market	1.0

## Investment Strategy

- "Fund-of-funds" that seeks as its primary objective to provide income and secondarily growth.
- Diversifies assets across industry-leading mutual funds and ETFs (Underlying Funds) based the team's outlook. Targets 3- and 5- year horizons that maintain the Fund's volatility (standard deviation) within a specified range and meet the rigorous performance tolerance demands of The E-Valuator analytical software (e-valuator.com).
- The E-Valuator software searches, screens and selects Underlying Investments based on 40 plus criteria (i.e., management tenure, volatility, fees, risk-adjusted return) set by the team. Daily oversight identifies lagging performance and suggests replacement funds to optimize return.
- Generally allocates 70%-85% of assets into active and passive Underlying Investments focused on fixed income, with the reminder to equity securities.
- Rebalanced periodically as the Underlying Investment balances vary +/- 10% from their original allocations.

## Standard Deviation

	Goal Range	
	2.5%	5.0%
	<b>3-YR</b>	<b>5-YR</b>
<b>EVCLX</b>	<b>9.35%</b>	<b>7.47%</b>
<b>EVFCX</b>	<b>9.33%</b>	<b>7.45%</b>
Barclays Agg Bond	3.40%	3.16%
S&P 500	18.80%	15.26%
Russell 2000	25.63%	21.54%
MSCI EAFE	18.30%	15.46%

Underlying Investments and Asset Allocation are not recommendations and are subject to change.

## Portfolio Manager

**Kevin R. Miller**  
CEO,  
Portfolio Manager



Kevin has served as portfolio manager of The E-Valuator Risk Managed Funds (RMS) since inception in 2012.

He created and began managing risk managed strategies for individual and corporate clients in 1997.

His philosophy is grounded on the ability to maintain an independent perspective. Asset allocations of each Risk Managed Strategy are focused on the prudent, industry accepted standards toward volatility that is suitable to investors of varying risk temperaments.

In 2012, Kevin successfully launched a series of Risk Managed collective investment trust funds, predecessors to the RMS funds, that provided investment management services to thousands of investors.

## Fund Facts

Share Class	Service	R4
Ticker	<b>EVCLX</b>	<b>EVFCX</b>
CUSIP	<b>98148J303</b>	<b>98148J402</b>
Inception Date	<b>2-29-2012</b>	<b>2-29-2012</b>
Minimum Investment	<b>\$10,000</b>	<b>\$10,000</b>
Sales Load	<b>None</b>	<b>None</b>
Redemption Fee	<b>None</b>	<b>None</b>
Expense Ratio Gross <sup>3</sup>	<b>0.94%</b>	<b>1.19%</b>
Expense Ratio Net <sup>3</sup>	<b>0.87%</b>	<b>1.12%</b>
AUM Fund Family	<b>\$713 million</b>	
Adviser	<b>Systelligence, LLC</b>	
Portfolio Manager	<b>Kevin R. Miller</b>	

## Learn more

**Kevin R. Miller**  
CEO,  
Portfolio Manager

**Shareholder Services**  
**888-507-2798**  
evaluatorfunds.com

**E-Valuator Software**  
855-870-EVAL (3825)  
e-valuator.com  
info@e-valuator.com

## About the Adviser

Systelligence, LLC is boutique money manager and a registered investment advisory firm located in Bloomington, Minnesota. The firm manages six mutual funds totaling approximately \$713 Million USD in assets under management.

It employs an open architecture for a fund of funds strategy. Each of the six funds is fully diversified and represents a different level of risk-tolerance.

## About The E-Valuator Software

Developed by Kevin Miller, The E-Valuator is a game-changer for investment performance management. The software combines industry leading control with dynamic charts and reports, providing evidence and documentation for investment selections based on predetermined criteria.

The software underlies the manager selection process for the RMS Funds and is available to advisors. Learn more at e-valuator.com.

<sup>1</sup>Performance history. (1) The quoted performance data of this Fund includes past performance as a collective fund from 2-29-12 through 5-26-16, before the registration statement became effective; (2) This Fund was not registered under the 1940 Act prior to 5-26-16, therefore it was not subject to certain investment restrictions that are imposed by the Act; and (3) if this Fund had been registered under the 1940 Act, the performance history may have been adversely affected. The performance of the collective investment fund has not been restated to reflect the fees, expenses and fee waivers and/or expense limitations applicable to each class of shares of the Fund. If the performance of the collective investment fund had been restated to reflect the applicable fees and expenses of each class of shares of the Fund, the performance may have been lower than the performance shown. Please refer to the Performance History section of the prospectus for more detailed information.

**There are risks involved with investing, including loss of principal. Current and future portfolio holdings are subject to risks as well. Diversification may not protect against market risk. There is no assurance the goals of the strategies discussed will be met. International investments may involve risk of capital loss from unfavorable fluctuation in currency values, from difference in generally accepted accounting in principles or from economic or political instability in other nations. Emerging markets involve heightened risks related to the same factors as well as increased volatility and lower trading volume. Bonds and bond funds will decrease in value as interest rates rise. These and other risks are described more fully in the fund's prospectus. The issuer of a fixed income security may not be able to make interest and principal payments when due. The lower the credit rating of a security, the greater the risk of default on its obligation.**

Barclays Aggregate Bond Index - composed of the Barclays Govt/Credit Index, the Mortgage-Backed Securities Index, and the Asset-Backed Securities Index.

S&P 500 Index - consists of 500 domestic large companies as compiled by Standard & Poor's Financial Services, LLC.

Russell 2000 Index - consists of the smallest 2000 companies in the Russell 3000 Index, representing approximately 7% of the Russell market capitalization.

MSCI EAFE - this index is listed for foreign stock funds (EAFE refers to Europe, Australasia, and Far East). Widely accepted as a benchmark for international stock performance, the EAFE Index is an aggregate of 21 individual country indexes that collectively represent many of the major markets of the world.

Standard Deviation - a measure of risk (volatility). A larger standard deviation indicates an investment's performance will likely experience greater fluctuations.

**The prospectus should be read carefully before investing. An investor should consider investment objectives, risks, and charges and expenses of the investment company carefully before investing. To obtain a prospectus which contains this and other information, contact your financial advisor, call 888-507-2798, or visit our website at [www.evaluatorfunds.com](http://www.evaluatorfunds.com).**

## Investor Suitability

Short-term loss tolerance	<b>Moderate</b>
Stock market risk exposure	<b>Below Ave.</b>
Inflation risk exposure	<b>Above Ave.</b>
Withdrawal target date	<b>4-6 years</b>



## Performance<sup>1</sup> as of 12/31/2020

	QTR	Average Annual Total Returns				Since Inception <sup>2</sup>
		1-YR	3-YR	5-YR		
<b>EVTX</b>	<b>9.92%</b>	<b>12.78%</b>	<b>6.39%</b>	<b>7.52%</b>	<b>5.90%</b>	
<b>EVFTX</b>	<b>9.88%</b>	<b>12.69%</b>	<b>6.31%</b>	<b>7.37%</b>	<b>5.48%</b>	

Expense Ratio Gross/Net:<sup>3</sup> EVTX 1.14%/0.97%; EVFTX 1.39%/1.22%

<sup>2</sup>Inception: 2-29-2012

Performance data quoted represents past performance. The Fund's past performance does not guarantee future results. The investment return and principal value of an investment in the Fund will fluctuate so that an investor's shares, when redeemed, may be worth more or less than their original cost. Current performance of the Fund may be lower or higher than the performance quoted. To obtain performance data current to the most recent month end, please call 888-507-2798.

<sup>3</sup>The Adviser has agreed to waive 0.07% of its management fee. The Adviser may not terminate this contractual arrangement prior to January 31, 2021 except pursuant to mutual consent between the Fund and the Adviser or in the event that the investment advisory agreement is terminated. Without this waiver, expenses would be higher and performance would be lower.

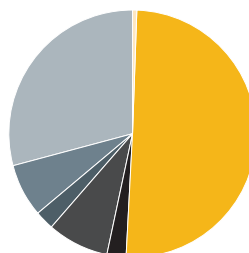
## Top 10 Holdings

iShares Convertible Bond
Schwab® S&P 500 Index
Schwab US Large-Cap Growth
Shenkman Capital Floating Rt Hi Inc Inst
Vanguard Emerging Mkts Govt Bd
Vanguard Short-Term Corporate Bond
Schwab US Dividend Equity
SPDR® Portfolio High Yield Bond
Vanguard Interm-Term Corp Bd
iShares Broad USD High Yield Corp Bd

## Underlying Investments

Morningstar Categories	31
Actively Managed Assets	24%
Passively Managed Assets	76%

## Asset Allocation



	Percent
Domestic Large Cap	29.0
Domestic Mid Cap	7.1
Domestic Small Cap	2.5
Foreign Large Cap	7.8
Foreign Sm/Mid Cap	2.6
Bonds	50.2
Money Market	0.8

## Investment Strategy

- "Fund-of-funds" that seeks as its primary objective to provide income and secondarily growth.
- Diversifies assets across industry-leading mutual funds and ETFs (Underlying Funds) based the team's outlook. Targets 3- and 5- year horizons that maintain the Fund's volatility (standard deviation) within a specified range and meet the rigorous performance tolerance demands of The E-Valuator analytical software (e-valuator.com).
- The E-Valuator software searches, screens and selects Underlying Investments based on 40 plus criteria (i.e., management tenure, volatility, fees, risk-adjusted return) set by the team. Daily oversight identifies lagging performance and suggests replacement funds to optimize return.
- Generally allocates 50%-70% of assets into active and passive Underlying Investments focused on fixed income, with the reminder to equity securities.
- Rebalanced periodically as the Underlying Investment balances vary +/- 10% from their original allocations.

## Standard Deviation

	Goal Range	
	3-YR	5-YR
<b>EVTX</b>	<b>12.47%</b>	<b>10.10%</b>
<b>EVFTX</b>	<b>12.48%</b>	<b>10.10%</b>
Barclays Agg Bond	3.40%	3.16%
S&P 500	18.80%	15.26%
Russell 2000	25.63%	21.54%
MSCI EAFE	18.30%	15.46%

Underlying Investments and Asset Allocation are not recommendations and are subject to change.

## Portfolio Manager

**Kevin R. Miller**  
CEO,  
Portfolio Manager



Kevin has served as portfolio manager of The E-Valuator Risk Managed Funds (RMS) since inception in 2012.

He created and began managing risk managed strategies for individual and corporate clients in 1997.

His philosophy is grounded on the ability to maintain an independent perspective. Asset allocations of each Risk Managed Strategy are focused on the prudent, industry accepted standards toward volatility that is suitable to investors of varying risk temperaments.

In 2012, Kevin successfully launched a series of Risk Managed collective investment trust funds, predecessors to the RMS funds, that provided investment management services to thousands of investors.

## Fund Facts

Share Class	Service	R4
Ticker	<b>EVTTX</b>	<b>EVFTX</b>
CUSIP	<b>98148J501</b>	<b>98148J600</b>
Inception Date	<b>2-29-2012</b>	<b>2-29-2012</b>
Minimum Investment	<b>\$10,000</b>	<b>\$10,000</b>
Sales Load	<b>None</b>	<b>None</b>
Redemption Fee	<b>None</b>	<b>None</b>
Expense Ratio Gross <sup>3</sup>	<b>1.14%</b>	<b>1.39%</b>
Expense Ratio Net <sup>3</sup>	<b>0.97%</b>	<b>1.22%</b>
AUM Fund Family	<b>\$713 million</b>	
Adviser	<b>Systelligence, LLC</b>	
Portfolio Manager	<b>Kevin R. Miller</b>	

## Learn more

**Kevin R. Miller**  
CEO,  
Portfolio Manager

**Shareholder Services**  
**888-507-2798**  
evaluatorfunds.com

**E-Valuator Software**  
855-870-EVAL (3825)  
e-valuator.com  
info@e-valuator.com

## About the Adviser

Systelligence, LLC is boutique money manager and a registered investment advisory firm located in Bloomington, Minnesota. The firm manages six mutual funds totaling approximately \$713 Million USD in assets under management.

It employs an open architecture for a fund of funds strategy. Each of the six funds is fully diversified and represents a different level of risk-tolerance.

## About The E-Valuator Software

Developed by Kevin Miller, The E-Valuator is a game-changer for investment performance management. The software combines industry leading control with dynamic charts and reports, providing evidence and documentation for investment selections based on predetermined criteria.

The software underlies the manager selection process for the RMS Funds and is available to advisors. Learn more at e-valuator.com.

<sup>1</sup>Performance history. (1) The quoted performance data of this Fund includes past performance as a collective fund from 2-29-12 through 5-26-16, before the registration statement became effective; (2) This Fund was not registered under the 1940 Act prior to 5-26-16, therefore it was not subject to certain investment restrictions that are imposed by the Act; and (3) if this Fund had been registered under the 1940 Act, the performance history may have been adversely affected. The performance of the collective investment fund has not been restated to reflect the fees, expenses and fee waivers and/or expense limitations applicable to each class of shares of the Fund. If the performance of the collective investment fund had been restated to reflect the applicable fees and expenses of each class of shares of the Fund, the performance may have been lower than the performance shown. Please refer to the Performance History section of the prospectus for more detailed information.

**There are risks involved with investing, including loss of principal. Current and future portfolio holdings are subject to risks as well. Diversification may not protect against market risk. There is no assurance the goals of the strategies discussed will be met. International investments may involve risk of capital loss from unfavorable fluctuation in currency values, from difference in generally accepted accounting in principles or from economic or political instability in other nations. Emerging markets involve heightened risks related to the same factors as well as increased volatility and lower trading volume. Bonds and bond funds will decrease in value as interest rates rise. These and other risks are described more fully in the fund's prospectus. The issuer of a fixed income security may not be able to make interest and principal payments when due. The lower the credit rating of a security, the greater the risk of default on its obligation.**

Barclays Aggregate Bond Index - composed of the Barclays Govt/Credit Index, the Mortgage-Backed Securities Index, and the Asset-Backed Securities Index.

S&P 500 Index - consists of 500 domestic large companies as compiled by Standard & Poor's Financial Services, LLC.

Russell 2000 Index - consists of the smallest 2000 companies in the Russell 3000 Index, representing approximately 7% of the Russell market capitalization.

MSCI EAFE - this index is listed for foreign stock funds (EAFE refers to Europe, Australasia, and Far East). Widely accepted as a benchmark for international stock performance, the EAFE Index is an aggregate of 21 individual country indexes that collectively represent many of the major markets of the world.

Standard Deviation - a measure of risk (volatility). A larger standard deviation indicates an investment's performance will likely experience greater fluctuations.

**The prospectus should be read carefully before investing. An investor should consider investment objectives, risks, and charges and expenses of the investment company carefully before investing. To obtain a prospectus which contains this and other information, contact your financial advisor, call 888-507-2798, or visit our website at [www.evaluatorfunds.com](http://www.evaluatorfunds.com).**

## Investor Suitability

Short-term loss tolerance	<b>Acceptable</b>
Stock market risk exposure	<b>Average</b>
Inflation risk exposure	<b>Average</b>
Withdrawal target date	<b>6-9 years</b>



## Performance<sup>1</sup> as of 12/31/2020

	QTR	Average Annual Total Returns			Since Inception <sup>2</sup>
		1-YR	3-YR	5-YR	
<b>EVMLX</b>	<b>12.06%</b>	<b>15.84%</b>	<b>8.79%</b>	<b>9.83%</b>	<b>8.73%</b>
<b>EVFMX</b>	<b>12.06%</b>	<b>15.62%</b>	<b>8.55%</b>	<b>9.55%</b>	<b>8.46%</b>

Expense Ratio Gross/Net:<sup>3</sup> EVMLX 0.87%/0.80%; EVFMX 1.12%/1.05%  
<sup>2</sup>Inception: 2-29-2012

Performance data quoted represents past performance. The Fund's past performance does not guarantee future results. The investment return and principal value of an investment in the Fund will fluctuate so that an investor's shares, when redeemed, may be worth more or less than their original cost. Current performance of the Fund may be lower or higher than the performance quoted. To obtain performance data current to the most recent month end, please call 888-507-2798.

<sup>3</sup>The Adviser has agreed to waive 0.07% of its management fee. The Adviser may not terminate this contractual arrangement prior to January 31, 2021 except pursuant to mutual consent between the Fund and the Adviser or in the event that the investment advisory agreement is terminated. Without this waiver, expenses would be higher and performance would be lower.

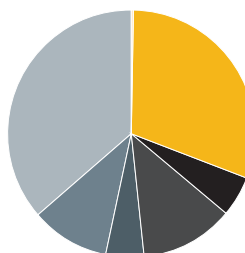
## Top 10 Holdings

Schwab <sup>®</sup> S&P 500 Index
Schwab US Large-Cap Growth
Schwab US Dividend Equity
iShares Convertible Bond
Vanguard Total World Stock
Shenkman Capital Floating Rt Hi Inc Inst
Vanguard Extended Market
Vanguard International Growth Adm
Vanguard International Value Inv
SPDR <sup>®</sup> Portfolio Developed Wld ex-US

## Underlying Investments

Morningstar Categories	30
Actively Managed Assets	25%
Passively Managed Assets	75%

## Asset Allocation



	Percent
Domestic Large Cap	36.2
Domestic Mid Cap	10.4
Domestic Small Cap	4.8
Foreign Large Cap	12.3
Foreign Sm/Mid Cap	5.2
Bonds	30.6
Money Market	0.5

## Investment Strategy

- "Fund-of-funds" that seeks as its primary objective to provide principal growth and income.
- Diversifies assets across industry-leading mutual funds and ETFs (Underlying Funds) based on the team's outlook. Targets 3- and 5- year horizons that maintain the Fund's volatility (standard deviation) within a specified range and meet the rigorous performance tolerance demands of The E-Valuator analytical software (e-valuator.com).
- The E-Valuator software searches, screens and selects Underlying Investments based on 40 plus criteria (i.e., management tenure, volatility, fees, risk-adjusted return) set by the team. Daily oversight identifies lagging performance and suggests replacement funds to optimize return.
- Generally allocates 30%-50% of assets into active and passive Underlying Investments focused on fixed income, with the remainder to equity securities.
- Rebalanced periodically as the Underlying Investment balances vary +/- 10% from their original allocations.

## Standard Deviation

Goal Range	5.5% to 8.5%	
	3-YR	5-YR
<b>EVMLX</b>	<b>15.12%</b>	<b>12.14%</b>
<b>EVFMX</b>	<b>15.10%</b>	<b>12.13%</b>
Barclays Agg Bond	3.40%	3.16%
S&P 500	18.80%	15.26%
Russell 2000	25.63%	21.54%
MSCI EAFE	18.30%	15.46%

Underlying Investments and Asset Allocation are not recommendations and are subject to change.

Portfolio Manager

**Kevin R. Miller**  
CEO,  
Portfolio Manager



Kevin has served as portfolio manager of The E-Valuator Risk Managed Funds (RMS) since inception in 2012.

He created and began managing risk managed strategies for individual and corporate clients in 1997.

His philosophy is grounded on the ability to maintain an independent perspective. Asset allocations of each Risk Managed Strategy are focused on the prudent, industry accepted standards toward volatility that is suitable to investors of varying risk temperaments.

In 2012, Kevin successfully launched a series of Risk Managed collective investment trust funds, predecessors to the RMS funds, that provided investment management services to thousands of investors.

Fund Facts

Share Class	Service	R4
Ticker	<b>EVMLX</b>	<b>EVFMX</b>
CUSIP	<b>98148J709</b>	<b>98148J808</b>
Inception Date	<b>2-29-2012</b>	<b>2-29-2012</b>
Minimum Investment	<b>\$10,000</b>	<b>\$10,000</b>
Sales Load	<b>None</b>	<b>None</b>
Redemption Fee	<b>None</b>	<b>None</b>
Expense Ratio Gross <sup>3</sup>	<b>0.87%</b>	<b>1.12%</b>
Expense Ratio Net <sup>3</sup>	<b>0.80%</b>	<b>1.05%</b>
AUM Fund Family	<b>\$713 million</b>	
Adviser	<b>Systelligence, LLC</b>	
Portfolio Manager	<b>Kevin R. Miller</b>	

Learn more

**Kevin R. Miller**  
CEO,  
Portfolio Manager

**Shareholder Services**  
**888-507-2798**  
evaluatorfunds.com

**E-Valuator Software**  
855-870-EVAL (3825)  
e-valuator.com  
info@e-valuator.com

About the Adviser

Systelligence, LLC is boutique money manager and a registered investment advisory firm located in Bloomington, Minnesota. The firm manages six mutual funds totaling approximately \$713 Million USD in assets under management.

It employs an open architecture for a fund of funds strategy. Each of the six funds is fully diversified and represents a different level of risk-tolerance.

About The E-Valuator Software

Developed by Kevin Miller, The E-Valuator is a game-changer for investment performance management. The software combines industry leading control with dynamic charts and reports, providing evidence and documentation for investment selections based on predetermined criteria.

The software underlies the manager selection process for the RMS Funds and is available to advisors. Learn more at e-valuator.com.

<sup>1</sup>Performance history. (1) The quoted performance data of this Fund includes past performance as a collective fund from 2-29-12 through 5-26-16, before the registration statement became effective; (2) This Fund was not registered under the 1940 Act prior to 5-26-16, therefore it was not subject to certain investment restrictions that are imposed by the Act; and (3) if this Fund had been registered under the 1940 Act, the performance history may have been adversely affected. The performance of the collective investment fund has not been restated to reflect the fees, expenses and fee waivers and/or expense limitations applicable to each class of shares of the Fund. If the performance of the collective investment fund had been restated to reflect the applicable fees and expenses of each class of shares of the Fund, the performance may have been lower than the performance shown. Please refer to the Performance History section of the prospectus for more detailed information.

**There are risks involved with investing, including loss of principal. Current and future portfolio holdings are subject to risks as well. Diversification may not protect against market risk. There is no assurance the goals of the strategies discussed will be met. International investments may involve risk of capital loss from unfavorable fluctuation in currency values, from difference in generally accepted accounting in principles or from economic or political instability in other nations. Emerging markets involve heightened risks related to the same factors as well as increased volatility and lower trading volume. Bonds and bond funds will decrease in value as interest rates rise. These and other risks are described more fully in the fund's prospectus. The issuer of a fixed income security may not be able to make interest and principal payments when due. The lower the credit rating of a security, the greater the risk of default on its obligation.**

Barclays Aggregate Bond Index - composed of the Barclays Govt/Credit Index, the Mortgage-Backed Securities Index, and the Asset-Backed Securities Index.

S&P 500 Index - consists of 500 domestic large companies as compiled by Standard & Poor's Financial Services, LLC.

Russell 2000 Index - consists of the smallest 2000 companies in the Russell 3000 Index, representing approximately 7% of the Russell market capitalization.

MSCI EAFE - this index is listed for foreign stock funds (EAFE refers to Europe, Australasia, and Far East). Widely accepted as a benchmark for international stock performance, the EAFE Index is an aggregate of 21 individual country indexes that collectively represent many of the major markets of the world.

Standard Deviation - a measure of risk (volatility). A larger standard deviation indicates an investment's performance will likely experience greater fluctuations.

**The prospectus should be read carefully before investing. An investor should consider investment objectives, risks, and charges and expenses of the investment company carefully before investing. To obtain a prospectus which contains this and other information, contact your financial advisor, call 888-507-2798, or visit our website at [www.evaluatorfunds.com](http://www.evaluatorfunds.com).**



## Investor Suitability

Short-term loss tolerance	High
Stock market risk exposure	Above Ave.
Inflation risk exposure	Below Ave.
Withdrawal target date	9-12 years



## Performance<sup>1</sup> as of 12/31/2020

	Average Annual Total Returns				
	QTR	1-YR	3-YR	5-YR	Since Inception <sup>2</sup>
<b>EVGLX</b>	<b>14.24%</b>	<b>20.19%</b>	<b>10.14%</b>	<b>11.35%</b>	<b>10.49%</b>
<b>EVGRX</b>	<b>14.15%</b>	<b>19.95%</b>	<b>9.86%</b>	<b>11.05%</b>	<b>10.16%</b>

Expense Ratio Gross/Net:<sup>3</sup> EVGLX 0.86%/0.79%; EVGRX 1.12%/1.05%  
<sup>2</sup>Inception: 2-29-2012

Performance data quoted represents past performance. The Fund's past performance does not guarantee future results. The investment return and principal value of an investment in the Fund will fluctuate so that an investor's shares, when redeemed, may be worth more or less than their original cost. Current performance of the Fund may be lower or higher than the performance quoted. To obtain performance data current to the most recent month end, please call 888-507-2798.

<sup>3</sup>The Adviser has agreed to waive 0.07% of its management fee. The Adviser may not terminate this contractual arrangement prior to January 31, 2021 except pursuant to mutual consent between the Fund and the Adviser or in the event that the investment advisory agreement is terminated. Without this waiver, expenses would be higher and performance would be lower.

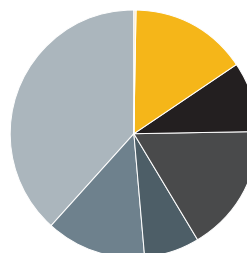
## Top 10 Holdings

Schwab <sup>®</sup> S&P 500 Index
Schwab US Large-Cap Growth
Vanguard Total World Stock
Schwab US Dividend Equity
Vanguard Extended Market
Vanguard International Growth Adm
SPDR <sup>®</sup> Portfolio Developed Wld ex-US
Vanguard International Value Inv
Fidelity <sup>®</sup> Emerging Markets Idx
Vanguard Large-Cap

## Underlying Investments

Morningstar Categories	30
Actively Managed Assets	24%
Passively Managed Assets	76%

## Asset Allocation



## Investment Strategy

- "Fund-of-funds" that seeks as its primary objective long-term growth and and secondarily current income.
- Diversifies assets across industry-leading mutual funds and ETFs (Underlying Funds) based the team's outlook. Targets 3- and 5- year horizons that maintain the Fund's volatility (standard deviation) within a specified range and meet the rigorous performance tolerance demands of The E-Valuator analytical software (e-valuator.com).
- The E-Valuator software searches, screens and selects Underlying Investments based on 40 plus criteria (i.e., management tenure, volatility, fees, risk-adjusted return) set by the team. Daily oversight identifies lagging performance and suggests replacement funds to optimize return.
- Generally allocates 15%-30% of assets into active and passive Underlying Investments focused on fixed income, with the remainder to equity securities.
- Rebalanced periodically as the Underlying Investment balances vary +/- 10% from their original allocations.

## Standard Deviation

	Goal Range	
	3-YR	5-YR
<b>EVGLX</b>	<b>17.18%</b>	<b>14.01%</b>
<b>EVGRX</b>	<b>17.23%</b>	<b>14.04%</b>
Barclays Agg Bond	3.40%	3.16%
S&P 500	18.80%	15.26%
Russell 2000	25.63%	21.54%
MSCI EAFE	18.30%	15.46%

Underlying Investments and Asset Allocation are not recommendations and are subject to change.

## Portfolio Manager

**Kevin R. Miller**  
CEO,  
Portfolio Manager



Kevin has served as portfolio manager of The E-Valuator Risk Managed Funds (RMS) since inception in 2012.

He created and began managing risk managed strategies for individual and corporate clients in 1997.

His philosophy is grounded on the ability to maintain an independent perspective. Asset allocations of each Risk Managed Strategy are focused on the prudent, industry accepted standards toward volatility that is suitable to investors of varying risk temperaments.

In 2012, Kevin successfully launched a series of Risk Managed collective investment trust funds, predecessors to the RMS funds, that provided investment management services to thousands of investors.

## Fund Facts

Share Class	Service	R4
Ticker	<b>EVGLX</b>	<b>EVGRX</b>
CUSIP	<b>98148J881</b>	<b>98148J873</b>
Inception Date	<b>2-29-2012</b>	<b>2-29-2012</b>
Minimum Investment	<b>\$10,000</b>	<b>\$10,000</b>
Sales Load	<b>None</b>	<b>None</b>
Redemption Fee	<b>None</b>	<b>None</b>
Expense Ratio Gross <sup>3</sup>	<b>0.86%</b>	<b>1.12%</b>
Expense Ratio Net <sup>3</sup>	<b>0.79%</b>	<b>1.05%</b>
AUM Fund Family	<b>\$713 million</b>	
Adviser	<b>Systelligence, LLC</b>	
Portfolio Manager	<b>Kevin R. Miller</b>	

## Learn more

**Kevin R. Miller**  
CEO,  
Portfolio Manager

**Shareholder Services**  
**888-507-2798**  
evaluatorfunds.com

**E-Valuator Software**  
855-870-EVAL (3825)  
e-valuator.com  
info@e-valuator.com

## About the Adviser

Systelligence, LLC is boutique money manager and a registered investment advisory firm located in Bloomington, Minnesota. The firm manages six mutual funds totaling approximately \$713 Million USD in assets under management.

It employs an open architecture for a fund of funds strategy. Each of the six funds is fully diversified and represents a different level of risk-tolerance.

## About The E-Valuator Software

Developed by Kevin Miller, The E-Valuator is a game-changer for investment performance management. The software combines industry leading control with dynamic charts and reports, providing evidence and documentation for investment selections based on predetermined criteria.

The software underlies the manager selection process for the RMS Funds and is available to advisors. Learn more at e-valuator.com.

<sup>1</sup>Performance history. (1) The quoted performance data of this Fund includes past performance as a collective fund from 2-29-12 through 5-26-16, before the registration statement became effective; (2) This Fund was not registered under the 1940 Act prior to 5-26-16, therefore it was not subject to certain investment restrictions that are imposed by the Act; and (3) if this Fund had been registered under the 1940 Act, the performance history may have been adversely affected. The performance of the collective investment fund has not been restated to reflect the fees, expenses and fee waivers and/or expense limitations applicable to each class of shares of the Fund. If the performance of the collective investment fund had been restated to reflect the applicable fees and expenses of each class of shares of the Fund, the performance may have been lower than the performance shown. Please refer to the Performance History section of the prospectus for more detailed information.

**There are risks involved with investing, including loss of principal. Current and future portfolio holdings are subject to risks as well. Diversification may not protect against market risk. There is no assurance the goals of the strategies discussed will be met. International investments may involve risk of capital loss from unfavorable fluctuation in currency values, from difference in generally accepted accounting in principles or from economic or political instability in other nations. Emerging markets involve heightened risks related to the same factors as well as increased volatility and lower trading volume. Bonds and bond funds will decrease in value as interest rates rise. These and other risks are described more fully in the fund's prospectus. The issuer of a fixed income security may not be able to make interest and principal payments when due. The lower the credit rating of a security, the greater the risk of default on its obligation.**

Barclays Aggregate Bond Index - composed of the Barclays Govt/Credit Index, the Mortgage-Backed Securities Index, and the Asset-Backed Securities Index.

S&P 500 Index - consists of 500 domestic large companies as compiled by Standard & Poor's Financial Services, LLC.

Russell 2000 Index - consists of the smallest 2000 companies in the Russell 3000 Index, representing approximately 7% of the Russell market capitalization.

MSCI EAFE - this index is listed for foreign stock funds (EAFE refers to Europe, Australasia, and Far East). Widely accepted as a benchmark for international stock performance, the EAFE Index is an aggregate of 21 individual country indexes that collectively represent many of the major markets of the world.

Standard Deviation - a measure of risk (volatility). A larger standard deviation indicates an investment's performance will likely experience greater fluctuations.

**The prospectus should be read carefully before investing. An investor should consider investment objectives, risks, and charges and expenses of the investment company carefully before investing. To obtain a prospectus which contains this and other information, contact your financial advisor, call 888-507-2798, or visit our website at [www.evaluatorfunds.com](http://www.evaluatorfunds.com).**

### Investor Suitability

Short-term loss tolerance	<b>Very high</b>
Stock market risk exposure	<b>Significant</b>
Inflation risk exposure	<b>Minimal</b>
Withdrawal target date	<b>&gt; 12 years</b>



### Performance<sup>1</sup> as of 12/31/2020

	Average Annual Total Returns				
	QTR	1-YR	3-YR	5-YR	Since Inception <sup>2</sup>
<b>EVAGX</b>	<b>16.16%</b>	<b>19.89%</b>	<b>10.05%</b>	<b>11.68%</b>	<b>10.60%</b>
<b>EVFGX</b>	<b>15.99%</b>	<b>19.52%</b>	<b>9.74%</b>	<b>11.37%</b>	<b>10.12%</b>

Expense Ratio Gross/Net:<sup>3</sup> EVAGX 0.89%/0.82%; EVFGX 1.15%/1.08%  
<sup>2</sup>Inception: 2-29-2012

Performance data quoted represents past performance. The Fund's past performance does not guarantee future results. The investment return and principal value of an investment in the Fund will fluctuate so that an investor's shares, when redeemed, may be worth more or less than their original cost. Current performance of the Fund may be lower or higher than the performance quoted. To obtain performance data current to the most recent month end, please call 888-507-2798.

<sup>3</sup>The Adviser has agreed to waive 0.07% of its management fee. The Adviser may not terminate this contractual arrangement prior to January 31, 2021 except pursuant to mutual consent between the Fund and the Adviser or in the event that the investment advisory agreement is terminated. Without this waiver, expenses would be higher and performance would be lower.

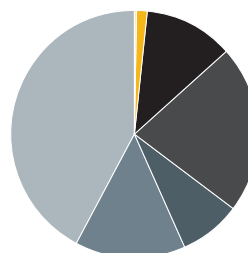
### Top 10 Holdings

Vanguard Total World Stock
Schwab® S&P 500 Index
Schwab US Large-Cap Growth
Schwab US Dividend Equity
Vanguard Extended Market
Fidelity® Emerging Markets Ixd
SPDR® Portfolio Developed Wld ex-US
Vanguard International Value Inv
Vanguard International Growth Adm
Vanguard Large-Cap

### Underlying Investments

Morningstar Categories	29
Actively Managed Assets	23%
Passively Managed Assets	77%

### Asset Allocation



	Percent
Domestic Large Cap	42.1
Domestic Mid Cap	14.4
Domestic Small Cap	8.1
Foreign Large Cap	21.8
Foreign Sm/Mid Cap	11.9
Bonds	1.2
Money Market	0.5

### Investment Strategy

- "Fund-of-funds" that seeks as its primary objective long-term total return through principal appreciation and secondarily current income.
- Diversifies assets across industry-leading mutual funds and ETFs (Underlying Funds) based on the team's outlook. Targets 3- and 5- year horizons that maintain the Fund's volatility (standard deviation) within a specified range and meet the rigorous performance tolerance demands of The E-Valuator analytical software (e-valuator.com).
- The E-Valuator software searches, screens and selects Underlying Investments based on 40 plus criteria (i.e., management tenure, volatility, fees, risk-adjusted return) set by the team. Daily oversight identifies lagging performance and suggests replacement funds to optimize return.
- Generally allocates 1%-15% of assets into active and passive Underlying Investments focused on fixed income, with the remainder to equity securities.
- Rebalanced periodically as the Underlying Investment balances vary +/- 10% from their original allocations.

### Standard Deviation

Goal Range	9.5% to 13.5%	
	3-YR	5-YR
<b>EVAGX</b>	<b>19.09%</b>	<b>15.54%</b>
<b>EVFGX</b>	<b>19.05%</b>	<b>15.51%</b>
Barclays Agg Bond	3.40%	3.16%
S&P 500	18.80%	15.26%
Russell 2000	25.63%	21.54%
MSCI EAFE	18.30%	15.46%

Underlying Investments and Asset Allocation are not recommendations and are subject to change.

## Portfolio Manager

**Kevin R. Miller**  
CEO,  
Portfolio Manager



Kevin has served as portfolio manager of The E-Valuator Risk Managed Funds (RMS) since inception in 2012.

He created and began managing risk managed strategies for individual and corporate clients in 1997.

His philosophy is grounded on the ability to maintain an independent perspective. Asset allocations of each Risk Managed Strategy are focused on the prudent, industry accepted standards toward volatility that is suitable to investors of varying risk temperaments.

In 2012, Kevin successfully launched a series of Risk Managed collective investment trust funds, predecessors to the RMS funds, that provided investment management services to thousands of investors.

## Fund Facts

Share Class	Service	R4
Ticker	<b>EVAGX</b>	<b>EVFGX</b>
CUSIP	<b>98148J865</b>	<b>98148J857</b>
Inception Date	<b>2-29-2012</b>	<b>2-29-2012</b>
Minimum Investment	<b>\$10,000</b>	<b>\$10,000</b>
Sales Load	<b>None</b>	<b>None</b>
Redemption Fee	<b>None</b>	<b>None</b>
Expense Ratio Gross <sup>3</sup>	<b>0.89%</b>	<b>1.15%</b>
Expense Ratio Net <sup>3</sup>	<b>0.82%</b>	<b>1.08%</b>
AUM Fund Family	<b>\$713 million</b>	
Adviser	<b>Systelligence, LLC</b>	
Portfolio Manager	<b>Kevin R. Miller</b>	

## Learn more

**Kevin R. Miller**  
CEO,  
Portfolio Manager

**Shareholder Services**  
**888-507-2798**  
evaluatorfunds.com

**E-Valuator Software**  
855-870-EVAL (3825)  
e-valuator.com  
info@e-valuator.com

## About the Adviser

Systelligence, LLC is boutique money manager and a registered investment advisory firm located in Bloomington, Minnesota. The firm manages six mutual funds totaling approximately \$713 Million USD in assets under management.

It employs an open architecture for a fund of funds strategy. Each of the six funds is fully diversified and represents a different level of risk-tolerance.

## About The E-Valuator Software

Developed by Kevin Miller, The E-Valuator is a game-changer for investment performance management. The software combines industry leading control with dynamic charts and reports, providing evidence and documentation for investment selections based on predetermined criteria.

The software underlies the manager selection process for the RMS Funds and is available to advisors. Learn more at e-valuator.com.

<sup>1</sup>Performance history. (1) The quoted performance data of this Fund includes past performance as a collective fund from 2-29-12 through 5-26-16, before the registration statement became effective; (2) This Fund was not registered under the 1940 Act prior to 5-26-16, therefore it was not subject to certain investment restrictions that are imposed by the Act; and (3) if this Fund had been registered under the 1940 Act, the performance history may have been adversely affected. The performance of the collective investment fund has not been restated to reflect the fees, expenses and fee waivers and/or expense limitations applicable to each class of shares of the Fund. If the performance of the collective investment fund had been restated to reflect the applicable fees and expenses of each class of shares of the Fund, the performance may have been lower than the performance shown. Please refer to the Performance History section of the prospectus for more detailed information.

**There are risks involved with investing, including loss of principal. Current and future portfolio holdings are subject to risks as well. Diversification may not protect against market risk. There is no assurance the goals of the strategies discussed will be met. International investments may involve risk of capital loss from unfavorable fluctuation in currency values, from difference in generally accepted accounting in principles or from economic or political instability in other nations. Emerging markets involve heightened risks related to the same factors as well as increased volatility and lower trading volume. Bonds and bond funds will decrease in value as interest rates rise. These and other risks are described more fully in the fund's prospectus. The issuer of a fixed income security may not be able to make interest and principal payments when due. The lower the credit rating of a security, the greater the risk of default on its obligation.**

Barclays Aggregate Bond Index - composed of the Barclays Govt/Credit Index, the Mortgage-Backed Securities Index, and the Asset-Backed Securities Index.

S&P 500 Index - consists of 500 domestic large companies as compiled by Standard & Poor's Financial Services, LLC.

Russell 2000 Index - consists of the smallest 2000 companies in the Russell 3000 Index, representing approximately 7% of the Russell market capitalization.

MSCI EAFE - this index is listed for foreign stock funds (EAFE refers to Europe, Australasia, and Far East). Widely accepted as a benchmark for international stock performance, the EAFE Index is an aggregate of 21 individual country indexes that collectively represent many of the major markets of the world.

Standard Deviation - a measure of risk (volatility). A larger standard deviation indicates an investment's performance will likely experience greater fluctuations.

**The prospectus should be read carefully before investing. An investor should consider investment objectives, risks, and charges and expenses of the investment company carefully before investing. To obtain a prospectus which contains this and other information, contact your financial advisor, call 888-507-2798, or visit our website at [www.evaluatorfunds.com](http://www.evaluatorfunds.com).**