



The E-Valuator Funds*

PROSPECTUS

January 31, 2018

The E-Valuator Very Conservative RMS Fund
Service Class Shares (EVVLX)

The E-Valuator Conservative RMS Fund
Service Class Shares (EVCLX)

The E-Valuator Tactically Managed RMS Fund
Service Class Shares (EVTTX)

The E-Valuator Moderate RMS Fund
Service Class Shares (EVMLX)

The E-Valuator Growth RMS Fund
Service Class Shares (EVGLX)

The E-Valuator Aggressive Growth RMS Fund
Service Class Shares (EVAGX)

****Note that prior to March 27, 2017 Service Class Shares were named Institutional Class Shares.***

This prospectus describes the E-Valuator Funds. The E-Valuator Funds are each authorized to offer 2 classes of shares, one of which is offered by this prospectus.

The U.S. Securities and Exchange Commission has not approved or disapproved these securities or determined if this prospectus is truthful or complete. Any representation to the contrary is a criminal offense.

<i>TABLE OF CONTENTS</i>	<i>PAGE</i>
Fund Summary	
The E-Valuator Very Conservative RMS Fund	1
The E-Valuator Conservative RMS Fund	13
The E-Valuator Tactically Managed RMS Fund	26
The E-Valuator Moderate RMS Fund	37
The E-Valuator Growth RMS Fund	50
The E-Valuator Aggressive Growth RMS Fund	62
Additional Information About the Funds' Investments	75
Additional Information About Risk	76
Management	83
How to Buy Shares	86
How to Sell Shares	87
General Information	89
Dividends, Distributions and Taxes	91
Net Asset Value	93
Share Class Alternatives	94
Frequent Purchases and Redemptions	94
Distribution Arrangements	96
Financial Highlights	96
For More Information	Back Page

FUND SUMMARY – The E-Valuator Very Conservative RMS Fund

Investment Objective

The E-Valuator Very Conservative RMS (Risk-Managed Strategy) Fund (the “Fund”) seeks as a primary objective to provide income and as a secondary objective stability of principal.

Fees and Expenses of the Fund

This table describes the fees and expenses that you may pay if you buy and hold shares of the Fund.

Shareholder Fees (fees paid directly from your investment)	Service Class Shares
Maximum sales charge (load) imposed on purchases (as a percentage of offering price)	None
Maximum deferred sales charges (load) (as a percentage of the NAV at time of purchase)	None
Redemption Fee	None
Exchange Fee	None

Annual Fund Operating Expenses (expenses that you pay each year as a percentage of the value of your investment)	
Management Fee ⁽¹⁾	0.45%
Distribution (12b-1) and Service Fees	None
Other Expenses ⁽²⁾	0.25%
Shareholder Servicing Plan	0.05%
Acquired Fund Fees and Expenses	0.25%
Total Annual Fund Operating Expenses ⁽²⁾	1.00%
Fee Waivers and/or Expense Reimbursements ⁽¹⁾	(0.07%)
Total Annual Fund Operating Expenses (after fee waivers and expense reimbursements) ⁽¹⁾	0.93%

(1) Systelligence, LLC (the “Adviser”), has contractually agreed to waive its management fee to 0.38%. Prior to February 1, 2018, the waiver was to 0.36%. Additionally, after giving effect to the foregoing fee waiver, the Adviser has agreed to limit the total expenses of the Fund (exclusive of interest, distribution fees pursuant to Rule 12b-1 Plans, taxes, acquired fund fees and expenses, brokerage commissions, dividend expense on short sales and other expenditures which are capitalized in accordance with generally accepted accounting principles and other extraordinary expenses not incurred in the ordinary course of business) to an annual rate of 0.80% of the average daily net assets of the Fund. Each waiver and/or reimbursement of an expense by the Adviser is subject to repayment by the Fund within three years following the date that such waiver was made or such expense was incurred, provided that the Fund is able to make the repayment without exceeding the expense limitation in place at the time of the waiver or reimbursement and at the time the waiver or reimbursement is recouped. The Adviser may not terminate these contractual arrangements prior to January 31, 2019.

(2) Other Expenses and Total Annual Fund Operating Expenses have been restated to

reflect modifications to the fees provided for under the contractual service arrangements in place with the Fund's administrator.

Example

This example is intended to help you compare the cost of investing in the Fund with the cost of investing in other mutual funds. The example assumes that you invest \$10,000 in the Fund for the time periods indicated and then redeem all of your shares at the end of those periods. The example also assumes that your investment has a 5% return each year and that the Fund's operating expenses remain the same. The effect of the Adviser's agreement to waive fees and/or reimburse expenses is only reflected in the first year of each example shown below. Although your actual costs may be higher or lower, based on these assumptions your costs would be:

Share Class	1 Year	3 Years	5 Years	10 Years
Service Class Shares	\$95	\$311	\$546	\$1,218

Portfolio Turnover

The Fund pays transaction costs, such as commissions, when it buys and sells securities (or "turns over" its portfolio). A higher portfolio turnover rate may indicate higher transaction costs and may result in higher taxes when Fund shares are held in a taxable account. These costs, which are not reflected in Total Annual Fund Operating Expenses or in the example, affect the Fund's performance. During the most recent fiscal period ended September 30, 2017, the Fund's portfolio turnover rate was 189.64% of the average value of its portfolio.

Principal Investment Strategies

The Fund seeks to achieve its objective by investing, under normal market conditions, in the securities of other unaffiliated investment companies (including open-end funds, exchange-traded funds ("ETFs")) and closed-end funds (collectively referred to as "Underlying Funds"). The Fund utilizes a risk-managed strategy (thus, the term "RMS" in the Fund's name), which involves the allocation of invested assets across multiple underlying investments in a manner that provides fluctuations in annualized returns that would be commensurate to an investor seeking to experience very low volatility in year-over-year returns. An investment's volatility is commonly measured by standard deviation. Standard deviation provides the probable range of anticipated returns based on the performance fluctuations over previous time periods (1-year, 3-year, or 5-year). Investments with the lowest levels of standard deviation would be considered very conservative, while investments with higher levels of standard deviation would be considered more growth oriented and aggressive in nature (more volatile). The strategy of this Fund is to keep the level of annual performance fluctuation within parameters that would be suitable for a very conservative investor, that is, an investor anticipating very low fluctuations in annual return on a year-over-year basis. This is identified by low standard deviation measures with minimal fluctuations in annual return. The standard deviation goal for the Fund is to average between 1% to 3.5% over a 3-year timeframe or a 5-year timeframe.

The Fund identifies the volatility goals over 3-year and 5-year timeframes by stating the acceptable range of standard deviation for each timeframe. The Fund allocates assets across three broad asset classes (money market, bonds, equities) in a manner that provides a high

probability of meeting the accepted volatility goals. The Fund will not have more than 0-15% of its assets allocated to equities and will have the remainder allocated across money market and bonds based on continually changing market conditions.

The Fund will generally allocate 85%-99% of the Fund's assets into a variety of Underlying Funds that focus on investments in fixed income securities (e.g., money markets and bonds) that possess varying qualities of credit and duration including high-yield securities (also referred to as "junk bonds"). The remaining 1%-15% of the Fund's allocation will be dedicated to investments in Underlying Funds that focus on investments in equity securities that have the potential of paying dividends on an annual basis.

Systemelligence, LLC (the "Adviser") incorporates a "Core and Satellite" management philosophy with, 50% to 80% of a category allocation invested in the "Core" holdings and the remaining amount investing in the "Satellite" holding. A category allocation is the amount of assets to be allocated into an investment category. Morningstar, Inc. has created what the Adviser believes to be an industry standard of investment categories, which aid in the recognition of an investment's underlying holdings, e.g., Intermediate Term Bond Category, Short Term Government Bond Category, Domestic Large Cap Stock Category, etc. The "Core and Satellite" management philosophy is synonymous with "Passive Management" and "Active Management," respectively. The "Core" component pertains to the portion of the Fund's asset allocation that is devoted to passive management. Passive management is considered a form of investment management whereby the allocation mirrors the allocation of a benchmark, or index. The Fund's allocation into "Core" holdings is achieved by investing a portion of the Fund's assets into Underlying Funds that attempt to replicate the performance of a common index (e.g., S&P 500®, Russell 1000, Barclays US Aggregate Bond Index, etc.) (that is, passively managed Underlying Funds). The Fund's allocation to "Satellite" holdings corresponds to the portion of the Fund's portfolio that will be invested in actively managed Underlying Funds. Active management is considered a form of investment management whereby the allocation is driven by security selection and trading with an overriding goal of outperforming a stated index, or benchmark. By constructing the Fund's portfolio with Core and Satellite holdings, the Adviser is blending two management philosophies in an effort to capture the returns of the market indexes through Core holding, while also seeking to enhance the overall performance with Satellite holding, and thus attempting to deliver above average performance. For instance, if an Underlying Fund's allocation of the Fund's total assets equals 15%, then the Adviser would rebalance if/when this investment's allocation exceeded 16.5% of the Fund's total assets ($110\% \times 15\% = 16.5\%$), or if/when this Underlying Fund's allocation as a percent of the Fund's total assets drops to less than 13.5% ($90\% \times 15\% = 13.5\%$).

The Fund selects its "Core" holdings by first arriving at an asset allocation across three broad asset classes (money market, bonds, and equities) that provides the highest probability of meeting the stated volatility goals. Once this broad asset allocation is determined, the second decision is the Fund will continue with allocations within each of the aforementioned broad asset classes. For instance, once the allocation percentage into equities has been determined, the next step would be to identify the amount allocated between Foreign and Domestic equities. Once this has been determined, the next decision is to determine the allocation into large companies, medium sized companies, and small companies within each equity sub-group. When the allocation based on company size has been determined, the Fund may dedicate a portion of that allocation into passive management, i.e. index, also referred to as "Core". Likewise the Fund may allocate a portion of the allocation into active

management, also referred to as “Satellite”.

The Adviser allocates the Fund’s assets with respect to Satellite holdings among the Underlying Funds by utilizing proprietary quantitatively based models in which an Underlying Fund must meet a rigorous performance criteria of outperforming the average of its peer group by a minimum of 10% across multiple timeframes (1 month, 3 month, 6 month, 1 year, 2 years, 3 years, and 5 years) to be considered a potential (or remain as an existing) investment in the Fund. The emphasis each timeframe has on the overriding analysis is determined through a proprietary weighting process that enables the Adviser to place more emphasis on various timeframes through a variety of market cycles. The Adviser’s asset allocation will be rebalanced when an allocation dispersion exceeding +/- 10% is experienced.

Based on technical analysis of economic and market conditions, the Adviser may, from time to time, allocate up to 5% of the Fund’s net assets to investments in ETFs that are tied to the performance of the broad general markets as measured by such indices as the S&P 500® Index. These ETFs may include leveraged and inverse ETFs. The long-position in ETFs would reflect the Adviser’s assessment that the markets are moving in an upward direction. Whereas, an inverse position would reflect an assessment by the Adviser that the markets are generally moving downward. Depending upon the strength of the indicators in the Adviser’s technical analysis, the Adviser allocate to ETFs that are leveraged and would thus anticipate a multiple (e.g., 2X) of the performance of the market in either an upward or downward direction. Due to the growth or decline in any allocation to this type of position, the Adviser would generally seek to re-balance the position whenever the amount allocated exceeds the amount initially allocated by plus or minus 2% of the Fund’s net assets.

The Adviser sells or reduces the Fund’s position in an Underlying Fund when the Underlying Fund’s performance begins to lag the average of its respective peer group by 10% or more, and has done so for an average of 3-months or more. These performance tolerance standards are applied to multiple timeframes, *i.e.*, 1-month, 3-months, 6-months, 1-year, 2-year, 3-year, and 5-year timeframes. These settings are subject to change as market conditions warrant.

The Fund may engage in frequent and active trading in order to achieve its investment objective.

The Fund may invest in Underlying Funds that utilize derivatives.

The Fund may focus, from time to time, its investments in a particular industry or sector for the purpose of capitalizing on the performance momentum due to significant changes in market conditions, economic conditions, geopolitical conditions, etc., as well as to reduce downside exposure to significant changes in conditions such as market, economic or geopolitical.

The Fund will strive to keep pace with the annualized rate of inflation by allocating assets across multiple fixed income securities (bonds), money markets, as well as a small portion being dedicated to dividend paying large cap domestic stocks. The fixed income (bond) allocations may include, but not be limited to, short term bonds, intermediate term bonds, long term bonds, corporate bonds, government bonds, high yield bonds, convertible bonds,

etc. The asset allocation mix between money market, bonds and dividend paying stocks will be done in a manner to keep pace with inflation.

Suitable Investor: A suitable investor for this Fund would be an individual/entity having little to no tolerance to the daily fluctuations of the stock market (market risk), seeks interest income, and has a desire to keep pace with the annualized rate of inflation.

Principal Risks

It is important that you closely review and understand the risks of investing in the Fund. The Fund's net asset value ("NAV") and investment return will fluctuate based upon changes in the value of its portfolio securities. You could lose money on your investment in the Fund, and the Fund could underperform other investments. There is no guarantee that the Fund will meet its investment objective. An investment in the Fund is not a deposit of a bank and is not insured or guaranteed by the Federal Deposit Insurance Corporation or any other government agency. The Principal Risks described herein pertain to direct risks of making an investment in the Fund and/or risks of the Underlying Funds.

Market Risk. The prices of securities held by the Fund may decline in response to certain events taking place around the world, including those directly involving the companies whose securities are owned by the Fund; conditions affecting the general economy; overall market changes; local, regional or global political, social or economic instability; and currency, interest rate and commodity price fluctuations.

Management Risk. The Fund is subject to management risk as an actively-managed investment portfolio. The Adviser's investment approach may fail to produce the intended results. If the Adviser's perception of an Underlying Fund's value is not realized in the expected time frame, the Fund's overall performance may suffer.

Other Investment Company Risk. The Fund will incur higher and duplicative expenses when it invests in Underlying Funds. There is also the risk that the Fund may suffer losses due to the investment practices of the underlying funds. When the Fund invests in an underlying mutual fund or ETF, the Fund will be subject to substantially the same risks as those associated with the direct ownership of securities comprising the underlying fund or index on which the ETF or index mutual fund is based and the value of the Fund's investments will fluctuate in response to the performance and risks of the underlying investments or index. Since the Fund invests in other investment companies that invest in equity securities, risks associated with investments in other investment companies will include stock market risk. In addition to the brokerage costs associated with the fund's purchase and sale of the underlying securities, ETFs and mutual funds incur fees that are separate from those of the Fund. As a result, the Fund's shareholders will indirectly bear a proportionate share of the operating expenses of the ETFs and mutual funds, in addition to Fund expenses. Because the Fund is not required to hold shares of underlying funds for any minimum period, it may be subject to, and may have to pay, short-term redemption fees imposed by the underlying funds. ETFs are subject to additional risks such as the fact that the market price of its shares may trade above or below its net asset value or an active market may not develop. The Fund has no control over the investments and related risks taken by the underlying funds in which it invests. The Investment Company Act of 1940 and the rules and regulations adopted under that statute impose conditions on investment companies which invest in other investment companies, and as a result, the Fund is generally restricted on the amount of shares of

another investment company to shares amounting to no more than 3% of the outstanding voting shares of such other investment company.

Closed-End Fund Risk. Closed-end funds may utilize more leverage than other types of investment companies. They can utilize leverage by issuing preferred stocks or debt securities to raise additional capital which can, in turn, be used to buy more securities and leverage its portfolio. Closed-end fund shares may also trade at a discount to their net asset value.

Exchange-Traded Fund Risk. In addition to risks generally associated with investments in investment company securities, ETFs are subject to the following risks that do not apply to traditional mutual funds: (i) an ETF's shares may trade at a market price that is above or below their net asset value; (ii) an active trading market for an ETF's shares may not develop or be maintained; (iii) the ETF may employ an investment strategy that utilizes high leverage ratios; or (iv) trading of an ETF's shares may be halted if the listing exchange's officials deem such action appropriate, the shares are de-listed from the exchange, or the activation of market-wide "circuit breakers" (which are tied to large decreases in stock prices) halts stock trading generally.

Inverse and Leveraged ETF Risks. To the extent that the Fund invests in inverse or leveraged ETFs, the value of the Fund's investment will decrease when the index underlying the ETF's benchmark rises, a result that is the opposite from traditional equity or bond funds. The net asset value and market price of leveraged or inverse ETFs are usually more volatile than the value of the tracked index or of other ETFs that do not use leverage. Inverse and leveraged ETFs use investment techniques and financial instruments that may be considered aggressive, including the use of derivative transactions and short selling techniques. Most inverse and leveraged ETFs are designed to achieve their stated objectives on a daily basis. Their performance over long periods of time can differ significantly from the performance or inverse of the performance of the underlying index during the same period of time. This effect can be magnified in volatile markets.

Index Management Risk. To the extent the Fund invests in an Underlying Fund that is intended to track a target index, it is subject to the risk that the Underlying Fund may track its target index less closely. For example, an adviser to the Underlying Fund may select securities that are not fully representative of the index, and the Underlying Fund's transaction expenses, and the size and timing of its cash flows, may result in the Underlying Fund's performance being different than that of its index. Additionally, the Underlying Fund will generally reflect the performance of its target index even when the index does not perform well.

Equity Risk. To the extent the Fund invests in Underlying Funds that invest in equity securities, it is subject to the risk that stock prices will fall over short or extended periods of time. Historically, the equity markets have moved in cycles, and the value of an Underlying Fund's equity securities may fluctuate drastically from day to day. Individual companies may report poor results or be negatively affected by industry and/or economic trends and developments. The prices of securities issued by such companies may suffer a decline in response. These factors contribute to price volatility.

Dividend-Paying Securities Risk. To the extent the Fund invests in Underlying Funds that invest in dividend-paying securities it will be subject to certain risks. The company issuing

such securities may fail and have to decrease or eliminate its dividend. In such an event, an Underlying Fund, and in turn the Fund, may not only lose the dividend payout but the stock price of the company may fall.

Volatility Risk. Equity securities tend to be more volatile than other investment choices. The value of an individual Underlying Fund can be more volatile than the market as a whole. This volatility affects the value of the Fund's shares.

Portfolio Turnover Risk. The Fund's investment strategy involves active trading and will result in a high portfolio turnover rate. A high portfolio turnover can result in correspondingly greater brokerage commission expenses. A high portfolio turnover may result in the distribution to shareholders of additional capital gains for tax purposes, some of which may be taxable at ordinary income rates. These factors may negatively affect performance.

Fixed Income Securities Risk. To the extent the Fund invests in Underlying Funds that invest in fixed income securities, the Fund will be subject to fixed income securities risks. While fixed income securities normally fluctuate less in price than stocks, there have been extended periods of increases in interest rates that have caused significant declines in fixed income securities prices. The values of fixed income securities may be affected by changes in the credit rating or financial condition of their issuers. Generally, the lower the credit rating of a security, the higher the degree of risk as to the payment of interest and return of principal.

Credit Risk. The issuer of a fixed income security may not be able to make interest and principal payments when due. Generally, the lower the credit rating of a security, the greater the risk that the issuer will default on its obligation.

Change in Rating Risk. If a rating agency gives a debt security a lower rating, the value of the debt security will decline because investors will demand a higher rate of return.

Interest Rate Risk. The value of the Fund may fluctuate based upon changes in interest rates and market conditions. As interest rates increase, the value of the Fund's income-producing investments may go down. For example, bonds tend to decrease in value when interest rates rise. Debt obligations with longer maturities typically offer higher yields, but are subject to greater price movements as a result of interest rate changes than debt obligations with shorter maturities.

Duration Risk. Prices of fixed income securities with longer effective maturities are more sensitive to interest rate changes than those with shorter effective maturities.

Prepayment Risk. The Fund may invest in Underlying Funds that invest in mortgage- and asset-backed securities, which are subject to fluctuations in yield due to prepayment rates that may be faster or slower than expected.

Income Risk. The Fund's income could decline due to falling market interest rates. In a falling interest rate environment, the Fund may be required to invest in Underlying Funds that invest their assets in lower-yielding securities. Because interest rates vary, it is impossible to predict the income or yield of the Fund for any particular period.

High-Yield Securities (“Junk Bond”) Risk. To the extent that the Fund invests in Underlying Funds that invest in high-yield securities and unrated securities of similar credit quality (commonly known as “junk bonds”), the Fund may be subject to greater levels of interest rate and credit risk than funds that do not invest in such securities. Junk bonds are considered predominantly speculative with respect to the issuer’s continuing ability to make principal and interest payments. An economic downturn or period of rising interest rates could adversely affect the market for these securities and reduce the Underlying Fund’s ability to sell these securities (liquidity risk). If the issuer of a security is in default with respect to interest or principal payments, an investor may lose its entire investment, which will affect the Fund’s return.

Industry or Sector Focus Risk. To the extent the Underlying Funds in which the Fund invests focus their investments in a particular industry or sector, the Fund’s shares may be more volatile and fluctuate more than shares of a fund investing in a broader range of securities.

One reason for dedicating assets to a specific industry or sector is to capitalize on performance momentum due to significant changes in market conditions, economic conditions, geopolitical conditions, etc. Another reason for dedicating assets to a specific industry or sector would be to reduce downside exposure to significant changes in conditions such as market, economic or geopolitical.

Derivatives Risk. Underlying Funds in the Fund’s portfolio may use derivative instruments such as put and call options on stocks and stock indices, and index futures contracts and options thereon. There is no guarantee such strategies will work. The value of derivatives may rise or fall more rapidly than other investments. For some derivatives, it is possible to lose more than the amount invested in the derivative. Other risks of investments in derivatives include imperfect correlation between the value of these instruments and the underlying assets; risks of default by the other party to the derivative transactions; risks that the transactions may result in losses that offset gains in portfolio positions; and risks that the derivative transactions may not be liquid. While futures contracts are generally liquid instruments, under certain market conditions they may become illiquid. As a result, the Underlying Fund, may not be able to close out a position in a futures contract at a time that is advantageous. The price of futures can be highly volatile; using them could lower total return, and the potential loss from futures can exceed the Underlying Fund’s initial investment in such contracts. The Underlying Fund’s use of derivatives may magnify losses for it and the Fund.

If the Underlying Fund is not successful in employing such instruments in managing its portfolio, its performance will be worse than if it did not invest in such instruments. Successful use by an Underlying fund of options on stock indices, index futures contracts (and options thereon) will be subject to its ability to correctly predict movements in the direction of the securities generally or of a particular market segment. In addition, Underlying Funds will pay commissions and other costs in connection with such investments, which may increase the Fund’s expenses and reduce the return. In utilizing certain derivatives, an Underlying Fund’s losses are potentially unlimited. Derivative instruments may also involve the risk that other parties to the derivative contract may fail to meet their obligations, which could cause losses.

Underlying Funds in which the Fund invests may use derivatives to seek to manage the risks described below.

Interest rate risk. This is the risk that the market value of bonds owned by the Underlying Funds will fluctuate as interest rates go up and down.

Yield curve risk. This is the risk that there is an adverse shift in market interest rates of fixed income investments held by the Underlying Funds. The risk is associated with either flattening or steepening of the yield curve, which is a result of changing yields among comparable bonds with different maturities. If the yield curve flattens, then the yield spread between long- and short-term interest rates narrows and the price of a bond will change. If the curve steepens, then the spread between the long- and short-term interest rates increases which means long-term bond prices decrease relative to short-term bond prices.

Prepayment risk. This is the risk that the issuers of bonds owned by the Underlying Funds will prepay them at a time when interest rates have declined, any proceeds may have to be invested in bonds with lower interest rates, which can reduce the returns.

Liquidity risk. This is the risk that assets held by the Fund may not be liquid.

Credit risk. This is the risk that an issuer of a bond held by the Underlying Funds may default.

Market risk. This is the risk that the value of a security or portfolio of securities will change in value due to a change in general market sentiment or market expectations.

Inflation risk. This is the risk that the value of assets or income will decrease as inflation shrinks the purchasing power of a particular currency.

Commodity Risk. Some of the Underlying Funds and other instruments in the Fund's portfolio may invest directly or indirectly in physical commodities, such as gold, silver, and other precious materials. Accordingly, the Fund may be affected by changes in commodity prices which can move significantly in short periods of time and be affected by new discoveries or changes in government regulation. Income derived from investments in Underlying Funds that invest in commodities may not be qualifying income for purposes of the "regulated investment company" ("RIC") tax qualification tests. This could make it more difficult (or impossible) for the Fund to qualify as a RIC.

Furthermore, in August 2011, the Internal Revenue Service ("IRS") announced that it would stop issuing private letter rulings authorizing favorable tax treatment for funds that invest indirectly in commodities or derivatives based upon commodities. The IRS has previously issued a number of private letter rulings to funds in this area, concluding that such investments generate "qualifying income" for RIC qualification purposes. It is unclear how long this suspension will last. The IRS has not indicated that any previously issued rulings in this area will be affected by this suspension. This suspension of guidance by the IRS means that the tax treatment of such investments is now subject to some uncertainty.

RIC Qualification Risk. To qualify for treatment as a "regulated investment company" ("RIC") under the Internal Revenue Code (the "Code"), the Fund must meet certain income source, asset diversification and annual distribution requirements. Among other means of not satisfying the qualifications to be treated as a RIC, the Fund's investments in certain ETFs

that invest in or hold physical commodities could cause the Fund to fail the income source component of the RIC requirements. If, in any year, the Fund fails to qualify as a RIC for any reason and does not use a “cure” provision, the Fund would be taxed as an ordinary corporation and would become (or remain) subject to corporate income tax. The resulting corporate taxes could substantially reduce the Fund’s net assets, the amount of income available for distribution and the amount of distributions.

Passive Investment Risk. The “Core” portion of the Fund’s investment philosophy is devoted to passive management. As such, it invests in securities that are representative of a certain benchmark or index regardless of investment merit. The Fund does not attempt to outperform its benchmark or index or take defensive positions in declining markets. As a result, the Fund’s performance may be adversely affected by a general decline in the market segments relating to its benchmark or index.

Performance History

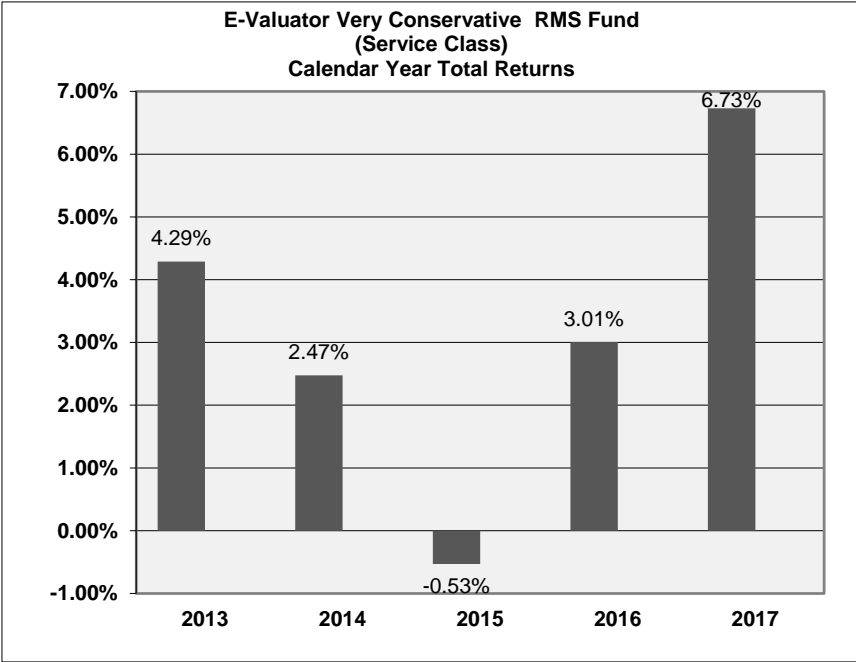
The performance information shows summary performance information for the Fund in a bar chart and an Average Annual Total Returns table. The information provides some indication of the risks of investing in the Fund by showing changes in its performance from year to year and by showing how the Fund’s average annual returns compare with the returns of a broad-based securities market index.

The Fund is a successor to a bank-sponsored collective investment fund established pursuant to 12 C.F.R. 9.18 (The E-Valuator Very Conservative Risk Managed Strategy (*i.e.*, the predecessor fund) which was terminated by its Trustee on May 26, 2016. Prior to its termination the predecessor fund was sub-advised by Intervest International, Inc. (“Intervest”), an advisory affiliate of the Fund’s investment adviser where the Fund’s portfolio manager, Mr. Kevin Miller, is an associated person. The Fund commenced operations on May 26, 2016 on which date the predecessor fund’s assets were transferred to the Fund. The investment objective, strategy, policies, guidelines and restrictions of the Fund are, in all material respects, the same as those previously applicable to the predecessor fund. However, the predecessor fund was not registered or required to be registered as an investment company under the Investment Company Act of 1940 (the “1940 Act”), and the predecessor fund was not subject to certain investment limitations, diversification requirements, liquidity requirements, and other restrictions imposed by the 1940 Act and the Internal Revenue Code of 1986, as amended, which, if applicable, may have adversely affected its performance.

The performance presented for periods prior to the commencement of operations on May 26, 2016 is the historic performance of the predecessor fund (net of actual fees and expenses charged to predecessor fund). The performance of the predecessor fund has not been restated to reflect the fees, expenses and fee waivers and/or expense limitations applicable to each class of shares of the Fund. If the performance of the predecessor fund were restated to reflect the applicable fees and expenses of each class of shares of the Fund, the performance may have been lower than the performance shown in the bar chart and Average Annual Total Returns table on the following page. For periods following the Fund’s commencement of operations on May 26, 2016, the performance of each class of shares

differs as a result of the different levels of fees and expenses applicable to each class of shares. The Fund’s past performance, before and after taxes, is not necessarily an indication of how the Fund will perform in the future.

Updated information on the Fund’s results can be obtained by visiting www.evaluatorfunds.com or by calling toll-free at 888-507-2798.



During the periods shown in the bar chart, the Fund’s highest return for a calendar quarter was 1.83% (quarter ending 9/30/2017) and the Fund’s lowest return for a calendar quarter was -1.56% (quarter ending 9/30/2015).

The following table shows how average annual total returns of the Fund compared to those of the Fund’s benchmarks.

Average Annual Total Return as of December 31, 2017

The E-Valuator Very Conservative RMS Fund – Service Class	1 Year	5 Years	Since Inception (February 29, 2012)
Return Before Taxes	6.73%	3.17%	3.24%
Return After Taxes on Distributions ⁽¹⁾	5.33%	2.83%	2.95%
Return After Taxes on Distributions and Sale of Fund Shares ⁽¹⁾	3.86%	2.29%	2.38%

Barclays Aggregate Bond Index (reflects no deduction for fees, expenses or taxes)	3.55%	2.11%	2.37%
--	-------	-------	-------

⁽¹⁾ After-tax returns are calculated using the historical highest individual federal marginal income tax rates and do not reflect the impact of state and local taxes. Actual after-tax returns depend on an investor's tax situation and may differ from those shown. After-tax returns are not relevant to investors who hold their Fund shares through tax-deferred arrangements such as 401(k) plans or individual retirement accounts.

Investment Adviser

Systemelligence, LLC, is the investment adviser to the Fund.

Portfolio Manager

Kevin Miller, President and Portfolio Manager of the Adviser, has served as a portfolio manager to the Fund since its inception on May 26, 2016.

For important information about purchase and sale of fund shares, tax information and financial intermediary compensation, please turn to the sections of this prospectus entitled "Purchase and Sale of Fund Shares," "Tax Information," and "Payments to Broker-Dealers and Other Financial Intermediaries" on page 75 of the prospectus.

FUND SUMMARY – The E-Valuator Conservative RMS Fund

Investment Objective

The E-Valuator Conservative RMS (Risk-Managed Strategy) Fund (the “Fund”) seeks primarily to provide current income and, as a secondary objective, to provide growth through a small degree of exposure to equity markets.

Fees and Expenses of the Fund

This table describes the fees and expenses that you may pay if you buy and hold shares of the Fund.

Shareholder Fees (fees paid directly from your investment)	Service Class Shares
Maximum sales charge (load) imposed on purchases (as a percentage of offering price)	None
Maximum deferred sales charges (load) (as a percentage of the NAV at time of purchase)	None
Redemption Fee	None
Exchange Fee	None

Annual Fund Operating Expenses (expenses that you pay each year as a percentage of the value of your investment)	
Management Fee ⁽¹⁾	0.45%
Distribution (12b-1) and Service Fees	None
Other Expenses ⁽²⁾	0.20%
Shareholder Services Plan	0.01%
Acquired Fund Fees and Expenses	0.25%
Total Annual Fund Operating Expenses ⁽²⁾	0.91%
Fee Waivers and/or Expense Reimbursements ⁽¹⁾	(0.07%)
Total Annual Fund Operating Expenses (after fee waivers and expense reimbursements) ⁽¹⁾	0.84%

- (1) Systelligence, LLC (the “Adviser”), has contractually agreed to waive its management fee to 0.38%. Prior to February 1, 2018, the waiver was to 0.36%. Additionally, after giving effect to the foregoing fee waiver, the Adviser has agreed to limit the total expenses of the Fund (exclusive of interest, distribution fees pursuant to Rule 12b-1 Plans, taxes, acquired fund fees and expenses, brokerage commissions, dividend expense on short sales and other expenditures which are capitalized in accordance with generally accepted accounting principles and other extraordinary expenses not incurred in the ordinary course of business) to an annual rate of 0.80% of the average daily net assets of the Fund. Each waiver and/or reimbursement of an expense by the Adviser is subject to repayment by the Fund within three years following the date that such waiver was made or such expense was incurred, provided that the Fund is able to make the repayment without exceeding the expense limitation in place at the time of the waiver or reimbursement and at the time the waiver or reimbursement is recouped. The Adviser may not terminate these contractual arrangements prior to January 31, 2019.

- (2) Other Expenses and Total Annual Fund Operating Expenses have been restated to reflect modifications to the fees provided for under the contractual service arrangements in place with the Fund’s administrator.

Example

This example is intended to help you compare the cost of investing in the Fund with the cost of investing in other mutual funds. The example assumes that you invest \$10,000 in the Fund for the time periods indicated and then redeem all of your shares at the end of those periods. The example also assumes that your investment has a 5% return each year and that the Fund’s operating expenses remain the same. The effect of the Adviser’s agreement to waive fees and/or reimburse expenses is only reflected in the first year of each example shown below. Although your actual costs may be higher or lower, based on these assumptions your costs would be:

Share Class	1 Year	3 Years	5 Years	10 Years
Service Class Shares	\$86	\$283	\$497	\$1,113

Portfolio Turnover

The Fund pays transaction costs, such as commissions, when it buys and sells securities (or “turns over” its portfolio). A higher portfolio turnover rate may indicate higher transaction costs and may result in higher taxes when Fund shares are held in a taxable account. These costs, which are not reflected in Total Annual Fund Operating Expenses or in the example, affect the Fund’s performance. During the most recent fiscal period ended September 30, 2017, the Fund’s portfolio turnover rate was 142.99% of the average value of its portfolio.

Principal Investment Strategies

The Fund seeks to achieve its objective by investing, under normal market conditions, in the securities of other unaffiliated investment companies (including open-end funds, exchange-traded funds (“ETFs”)) and closed-end funds (collectively referred to as “Underlying Funds”). The Fund utilizes a risk-managed strategy (thus, the term “RMS” in the Fund’s name) which, involves the allocation of invested assets across multiple underlying investments in a manner that provides fluctuations in annualized returns that would be commensurate to an investor seeking to experience very low volatility in year-over-year returns. An investment’s volatility is commonly measured by standard deviation. Standard deviation provides the probable range of anticipated returns based on the performance fluctuations over previous time periods (1-year, 3-year, or 5-year). Investments with the lowest levels of standard deviation would be considered very conservative, while investments with higher levels of standard deviation would be considered more growth oriented and aggressive in nature (more volatile). The strategy of this Fund is to keep the level of annual performance fluctuation within parameters that would be suitable for a conservative investor, that is, an investor anticipating low fluctuations in annual return on a year-over-year basis. This is identified by standard deviations that are slightly greater than that of a very conservative investor, but less than those of a typical moderate risk investor. The standard deviation goal for the Fund is to average between 3% to 6% over a 3-year timeframe or a 5-year timeframe.

The Fund identifies the volatility goals over 3-year and 5-year timeframes by stating the acceptable range of standard deviation for each timeframe. The Fund allocates assets across three broad asset classes (money market, bonds, equities) in a manner that provides a high probability of meeting the accepted volatility goals. The Fund will not have more than 15% - 30% of its assets allocated to equities and will have the remainder allocated across money market and bonds based on continually changing market conditions.

The Fund will generally allocate 70%-85% of its assets into a variety of Underlying Funds that focus on investments in fixed income securities (e.g., money markets and bonds) that possess varying qualities of credit and duration including high-yield securities (also referred to as “junk bonds”). The remaining 15%-30% of the Fund’s assets will be generally allocated to equity securities that have the potential of providing dividends and growth on an annual basis. The equity allocation will be invested in Underlying Funds that invest in U.S. and foreign securities (including emerging markets securities) and that focus on investments without regard to market capitalization (i.e., investments may include securities of issuers that would be considered small, medium and/or large capitalization companies). The Fund identifies an emerging market security based on it being placed on the Diversified Emerging Market equity category by Morningstar, Inc.

Systemelligence, LLC (the “Adviser”) incorporates a “Core and Satellite” management philosophy with, 50% to 80% of a category allocation invested in the “Core” holdings and the remaining amount investing in the “Satellite” holding. A category allocation is the amount of assets to be allocated into an investment category. Morningstar, Inc. has created what the Adviser believes to be an industry standard of investment categories, which aid in the recognition of an investment’s underlying holdings, e.g., Intermediate Term Bond Category, Short Term Government Bond Category, Domestic Large Cap Stock Category, etc.

The “Core and Satellite” management philosophy is synonymous with “Passive Management” and “Active Management,” respectively. The “Core” component pertains to the portion of the Fund’s asset allocation that is devoted to passive management. Passive management is considered a form of investment management whereby the allocation mirrors the allocation of a benchmark, or index. The Fund’s allocation into “Core” holdings is achieved by investing a portion of the Fund’s assets into Underlying Funds that attempt to replicate the performance of a common index (e.g., S&P 500®, Russell 1000, Barclays US Aggregate Bond Index, etc.) (that is, passively managed Underlying Funds). The Fund’s allocation to “Satellite” holdings corresponds to the portion of the Fund’s portfolio that will be invested in actively managed Underlying Funds. Active management is considered a form of investment management whereby the allocation is driven by security selection and trading with an overriding goal of outperforming a stated index, or benchmark. The Fund’s allocation into “Satellite management” is accomplished by investing a portion of the Fund’s holdings into actively managed investments. By constructing the Fund’s portfolio with Core and Satellite holdings, the Adviser is blending two management philosophies in an effort to capture the returns of the market indexes through Core holding, while also seeking to enhance the overall performance with Satellite holding, and thus attempting to deliver above average performance.

The Adviser allocates the Fund’s assets with respect to Satellite holdings among the Underlying Funds by utilizing proprietary quantitatively based models in which an Underlying Fund must meet a rigorous performance criteria of outperforming the average of its peer group by a minimum of 10% across multiple timeframes (1 month, 3 month, 6 month, 1 year,

2 years, 3 years, and 5 years) to be considered a potential (or remain as an existing) investment in the Fund. The emphasis each timeframe has on the overriding analysis is determined through a proprietary weighting process that enables the Adviser to place more emphasis on various timeframes through a variety of market cycles. The Adviser's asset allocation will be rebalanced when an allocation dispersion exceeding +/- 10% is experienced. For instance, if an Underlying Fund's allocation of the Fund's total assets equals 15%, then the Adviser would rebalance if/when this investment's allocation exceeded 16.5% of the Fund's total assets ($110\% \times 15\% = 16.5\%$), or if/when this Underlying Fund's allocation as a percent of the Fund's total assets drops to less than 13.5% ($90\% \times 15\% = 13.5\%$).

The Fund selects its "Core" holdings by first arriving at an asset allocation across three broad asset classes (money market, bonds, and equities) that provides the highest probability of meeting the stated volatility goals. Once this broad asset allocation is determined, the second decision is the Fund will continue with allocations within each of the aforementioned broad asset classes. For instance, once the allocation percentage into equities has been determined, the next step would be to identify the amount allocated between Foreign and Domestic equities. Once this has been determined, the next decision is to determine the allocation into large companies, medium sized companies, and small companies within each equity sub-group. When the allocation based on company size has been determined, the Fund may dedicate a portion of that allocation into passive management, i.e. index, also referred to as "Core". Likewise the Fund may allocate a portion of the allocation into active management, also referred to as "Satellite".

Based on technical analysis of economic and market conditions, the Adviser may, from time to time, allocate up to 5% of the Fund's net assets to investments in ETFs that are tied to the performance of the broad general markets as measured by such indices as the S&P 500® Index. These ETFs may include leveraged and inverse ETFs. The long-position in ETFs would reflect the Adviser's assessment that the markets are moving in an upward direction. Whereas, an inverse position would reflect an assessment by the Adviser that the markets are generally moving downward. Depending upon the strength of the indicators in the Adviser's technical analysis, the Adviser allocate to ETFs that are leveraged and would thus anticipate a multiple (e.g., 2X) of the performance of the market in either an upward or downward direction. Due to the growth or decline in any allocation to this type of position, the Adviser would generally seek to re-balance the position whenever the amount allocated exceeds the amount initially allocated by plus or minus 2% of the Fund's net assets.

The Adviser sells or reduces the Fund's position in an Underlying Fund when the Underlying Fund's performance begins to lag the average of its respective peer group by 10% or more, and has done so for an average of 3-months or more. These performance tolerance standards are applied to multiple timeframes, i.e., 1-month, 3-months, 6-months, 1-year, 2-year, 3-year, and 5-year timeframes. These settings are subject to change as market conditions warrant.

The Fund may engage in frequent and active trading in order to achieve its investment objective.

The Fund may invest in Underlying Funds that utilize derivatives.

The Fund may focus, from time to time, its investments in a particular industry or sector for the purpose of capitalizing on the performance momentum due to significant changes in market conditions, economic conditions, geopolitical conditions, etc., as well as to reduce downside exposure to significant changes in conditions such as market, economic or geopolitical.

The Fund will strive to keep pace with the annualized rate of inflation by allocating assets across multiple fixed income securities (bonds), money markets, as well as a small portion being dedicated to dividend paying large cap domestic stocks. The fixed income (bond) allocations may include, but not be limited to, short term bonds, intermediate term bonds, long term bonds, corporate bonds, government bonds, high yield bonds, convertible bonds, etc. The asset allocation mix between money market, bonds and dividend paying stocks will be done in a manner to keep pace with inflation.

Suitable Investor: A suitable investor for this Fund would be an individual/entity that has a low tolerance to the daily fluctuations of the stock market (market risk), seeks interest income, yet is willing to accept a limited exposure to market risk in an effort of obtaining some growth. By maintaining 15% to 30% allocated to equities, this Fund may experience fluctuations in return due to the stock market's activity, however, since it does not have 100% of its assets invested in equities, the overall impact of the stock market's fluctuating returns will have a subdued impact on the overall performance of the Fund.

Principal Risks

It is important that you closely review and understand the risks of investing in the Fund. The Fund's net asset value ("NAV") and investment return will fluctuate based upon changes in the value of its portfolio securities. You could lose money on your investment in the Fund, and the Fund could underperform other investments. There is no guarantee that the Fund will meet its investment objective. An investment in the Fund is not a deposit of a bank and is not insured or guaranteed by the Federal Deposit Insurance Corporation or any other government agency. The Principal Risks described herein pertain to direct risks of making an investment in the Fund and/or risks of the Underlying Funds.

Market Risk. The prices of securities held by the Fund may decline in response to certain events taking place around the world, including those directly involving the companies whose securities are owned by the Fund; conditions affecting the general economy; overall market changes; local, regional or global political, social or economic instability; and currency, interest rate and commodity price fluctuations.

Management Risk. The Fund is subject to management risk as an actively-managed investment portfolio. The Adviser's investment approach may fail to produce the intended results. If the Adviser's perception of an Underlying Fund's value is not realized in the expected time frame, the Fund's overall performance may suffer.

Growth Risk. If an Underlying Fund adviser's perceptions of a company's growth potential are wrong, the securities purchased by that Underlying Fund (and in turn the Fund) may not perform as expected reducing the Underlying Fund's and the Fund's return.

Other Investment Company Risk. The Fund will incur higher and duplicative expenses when it invests in Underlying Funds. There is also the risk that the Fund may suffer losses due to the

investment practices of the underlying funds. When the Fund invests in an underlying mutual fund or ETF, the Fund will be subject to substantially the same risks as those associated with the direct ownership of securities comprising the underlying fund or index on which the ETF or index mutual fund is based and the value of the Fund's investments will fluctuate in response to the performance and risks of the underlying investments or index. Since the Fund invests in other investment companies that invest in equity securities, risks associated with investments in other investment companies will include stock market risk. In addition to the brokerage costs associated with the fund's purchase and sale of the underlying securities, ETFs and mutual funds incur fees that are separate from those of the Fund. As a result, the Fund's shareholders will indirectly bear a proportionate share of the operating expenses of the ETFs and mutual funds, in addition to Fund expenses. Because the Fund is not required to hold shares of underlying funds for any minimum period, it may be subject to, and may have to pay, short-term redemption fees imposed by the underlying funds. ETFs are subject to additional risks such as the fact that the market price of its shares may trade above or below its net asset value or an active market may not develop. The Fund has no control over the investments and related risks taken by the underlying funds in which it invests. The Investment Company Act of 1940 and the rules and regulations adopted under that statute impose conditions on investment companies which invest in other investment companies, and as a result, the Fund is generally restricted on the amount of shares of another investment company to shares amounting to no more than 3% of the outstanding voting shares of such other investment company.

Closed-End Fund Risk. Closed-end funds may utilize more leverage than other types of investment companies. They can utilize leverage by issuing preferred stocks or debt securities to raise additional capital which can, in turn, be used to buy more securities and leverage its portfolio. Closed-end fund shares may also trade at a discount to their net asset value.

Exchange-Traded Fund Risk. In addition to risks generally associated with investments in investment company securities, ETFs are subject to the following risks that do not apply to traditional mutual funds: (i) an ETF's shares may trade at a market price that is above or below their net asset value; (ii) an active trading market for an ETF's shares may not develop or be maintained; (iii) the ETF may employ an investment strategy that utilizes high leverage ratios; or (iv) trading of an ETF's shares may be halted if the listing exchange's officials deem such action appropriate, the shares are de-listed from the exchange, or the activation of market-wide "circuit breakers" (which are tied to large decreases in stock prices) halts stock trading generally.

Inverse and Leveraged ETF Risks. To the extent that the Fund invests in inverse or leveraged ETFs, the value of the Fund's investment will decrease when the index underlying the ETF's benchmark rises, a result that is the opposite from traditional equity or bond funds. The net asset value and market price of leveraged or inverse ETFs are usually more volatile than the value of the tracked index or of other ETFs that do not use leverage. Inverse and leveraged ETFs use investment techniques and financial instruments that may be considered aggressive, including the use of derivative transactions and short selling techniques. Most inverse and leveraged ETFs are designed to achieve their stated objectives on a daily basis. Their performance over long periods of time can differ significantly from the performance or inverse of the performance of the underlying index during the same period of time. This effect can be magnified in volatile markets.

Index Management Risk. To the extent the Fund invests in an Underlying Fund that is intended to track a target index, it is subject to the risk that the Underlying Fund may track its target index less closely. For example, an adviser to the Underlying Fund may select securities that are not fully representative of the index, and the Underlying Fund's transaction expenses, and the size and timing of its cash flows, may result in the Underlying Fund's performance being different than that of its index. Additionally, the Underlying Fund will generally reflect the performance of its target index even when the index does not perform well.

Equity Risk. To the extent the Fund invests in Underlying Funds that invest in equity securities, it is subject to the risk that stock prices will fall over short or extended periods of time. Historically, the equity markets have moved in cycles, and the value of an Underlying Fund's equity securities may fluctuate drastically from day to day. Individual companies may report poor results or be negatively affected by industry and/or economic trends and developments. The prices of securities issued by such companies may suffer a decline in response. These factors contribute to price volatility.

Dividend-Paying Securities Risk. To the extent the Fund invests in Underlying Funds that invest in dividend-paying securities it will be subject to certain risks. The company issuing such securities may fail and have to decrease or eliminate its dividend. In such an event, an Underlying Fund, and in turn the Fund, may not only lose the dividend payout but the stock price of the company may fall.

Small- and Mid-Cap Risk. To the extent the Fund invests in Underlying Funds that invest in small- and mid-capitalization companies, the Fund will be subject to additional risks. Smaller companies may experience greater volatility, higher failure rates, more limited markets, product lines, financial resources, and less management experience than larger companies. Smaller companies may also have a lower trading volume, which may disproportionately affect their market price, tending to make them fall more in response to selling pressure than is the case with larger companies.

Volatility Risk. Equity securities tend to be more volatile than other investment choices. The value of an individual Underlying Fund can be more volatile than the market as a whole. This volatility affects the value of the Fund's shares.

Portfolio Turnover Risk. The Fund's investment strategy involves active trading and will result in a high portfolio turnover rate. A high portfolio turnover can result in correspondingly greater brokerage commission expenses. A high portfolio turnover may result in the distribution to shareholders of additional capital gains for tax purposes, some of which may be taxable at ordinary income rates. These factors may negatively affect performance.

Foreign Securities Risk. Underlying Funds in the Fund's portfolio may invest in foreign securities. Foreign securities are subject to additional risks not typically associated with investments in domestic securities. These risks may include, among others, currency risk, country risks (political, diplomatic, regional conflicts, terrorism, war, social and economic instability, currency devaluations and policies that have the effect of limiting or restricting foreign investment or the movement of assets), different trading practices, less government supervision, less publicly available information, limited trading markets and greater volatility.

Emerging Markets Securities Risk. To the extent that Underlying Funds invest in issuers

located in emerging markets, the risk may be heightened by political changes, changes in taxation, or currency controls that could adversely affect the values of these investments. Emerging markets have been more volatile than the markets of developed countries with more mature economies.

Fixed Income Securities Risk. To the extent the Fund invests in Underlying Funds that invest in fixed income securities, the Fund will be subject to fixed income securities risks. While fixed income securities normally fluctuate less in price than stocks, there have been extended periods of increases in interest rates that have caused significant declines in fixed income securities prices. The values of fixed income securities may be affected by changes in the credit rating or financial condition of their issuers. Generally, the lower the credit rating of a security, the higher the degree of risk as to the payment of interest and return of principal.

Credit Risk. The issuer of a fixed income security may not be able to make interest and principal payments when due. Generally, the lower the credit rating of a security, the greater the risk that the issuer will default on its obligation.

Change in Rating Risk. If a rating agency gives a debt security a lower rating, the value of the debt security will decline because investors will demand a higher rate of return.

Interest Rate Risk. The value of the Fund may fluctuate based upon changes in interest rates and market conditions. As interest rates increase, the value of the Fund's income-producing investments may go down. For example, bonds tend to decrease in value when interest rates rise. Debt obligations with longer maturities typically offer higher yields, but are subject to greater price movements as a result of interest rate changes than debt obligations with shorter maturities.

Duration Risk. Prices of fixed income securities with longer effective maturities are more sensitive to interest rate changes than those with shorter effective maturities.

Prepayment Risk. The Fund may invest in Underlying Funds that invest in mortgage- and asset-backed securities, which are subject to fluctuations in yield due to prepayment rates that may be faster or slower than expected.

Income Risk. The Fund's income could decline due to falling market interest rates. In a falling interest rate environment, the Fund may be required to invest in Underlying Funds that invest their assets in lower-yielding securities. Because interest rates vary, it is impossible to predict the income or yield of the Fund for any particular period.

High-Yield Securities ("Junk Bond") Risk. To the extent that the Fund invests in Underlying Funds that invest in high-yield securities and unrated securities of similar credit quality (commonly known as "junk bonds"), the Fund may be subject to greater levels of interest rate and credit risk than funds that do not invest in such securities. Junk bonds are considered predominantly speculative with respect to the issuer's continuing ability to make principal and interest payments. An economic downturn or period of rising interest rates could adversely affect the market for these securities and reduce the Underlying Fund's ability to sell these securities (liquidity risk). If the issuer of a security is in default with respect to interest or principal payments, an investor may lose its entire investment, which will affect the Fund's return.

Industry or Sector Focus Risk. To the extent the Underlying Funds in which the Fund invests focus their investments in a particular industry or sector, the Fund's shares may be more volatile and fluctuate more than shares of a fund investing in a broader range of securities. One reason for dedicating assets to a specific industry or sector is to capitalize on performance momentum due to significant changes in market conditions, economic conditions, geopolitical conditions, etc. Another reason for dedicating assets to a specific industry or sector would be to reduce downside exposure to significant changes in conditions such as market, economic or geopolitical.

Derivatives Risk. Underlying Funds in the Fund's portfolio may use derivative instruments such as put and call options on stocks and stock indices, and index futures contracts and options thereon. There is no guarantee such strategies will work. The value of derivatives may rise or fall more rapidly than other investments. For some derivatives, it is possible to lose more than the amount invested in the derivative. Other risks of investments in derivatives include imperfect correlation between the value of these instruments and the underlying assets; risks of default by the other party to the derivative transactions; risks that the transactions may result in losses that offset gains in portfolio positions; and risks that the derivative transactions may not be liquid. While futures contracts are generally liquid instruments, under certain market conditions they may become illiquid. As a result, the Underlying Fund, may not be able to close out a position in a futures contract at a time that is advantageous. The price of futures can be highly volatile; using them could lower total return, and the potential loss from futures can exceed the Underlying Fund's initial investment in such contracts. The Underlying Fund's use of derivatives may magnify losses for it and the Fund.

If the Underlying Fund is not successful in employing such instruments in managing its portfolio, its performance will be worse than if it did not invest in such instruments. Successful use by an Underlying fund of options on stock indices, index futures contracts (and options thereon) will be subject to its ability to correctly predict movements in the direction of the securities generally or of a particular market segment. In addition, Underlying Funds will pay commissions and other costs in connection with such investments, which may increase the Fund's expenses and reduce the return. In utilizing certain derivatives, an Underlying Fund's losses are potentially unlimited. Derivative instruments may also involve the risk that other parties to the derivative contract may fail to meet their obligations, which could cause losses.

Underlying Funds in which the Fund invests may use derivatives to seek to manage the risks described below.

Interest rate risk. This is the risk that the market value of bonds owned by the Underlying Funds will fluctuate as interest rates go up and down.

Yield curve risk. This is the risk that there is an adverse shift in market interest rates of fixed income investments held by the Underlying Funds. The risk is associated with either flattening or steepening of the yield curve, which is a result of changing yields among comparable bonds with different maturities. If the yield curve flattens, then the yield spread between long- and short-term interest rates narrows and the price of a bond will change. If the curve steepens, then the spread between the long- and short-term interest rates increases which means long-term bond prices decrease

relative to short-term bond prices.

Prepayment risk. This is the risk that the issuers of bonds owned by the Underlying Funds will prepay them at a time when interest rates have declined, any proceeds may have to be invested in bonds with lower interest rates, which can reduce the returns.

Liquidity risk. This is the risk that assets held by the Fund may not be liquid.

Credit risk. This is the risk that an issuer of a bond held by the Underlying Funds may default.

Market risk. This is the risk that the value of a security or portfolio of securities will change in value due to a change in general market sentiment or market expectations.

Inflation risk. This is the risk that the value of assets or income will decrease as inflation shrinks the purchasing power of a particular currency.

Commodity Risk. Some of the Underlying Funds and other instruments in the Fund's portfolio may invest directly or indirectly in physical commodities, such as gold, silver, and other precious materials. Accordingly, the Fund may be affected by changes in commodity prices which can move significantly in short periods of time and be affected by new discoveries or changes in government regulation. Income derived from investments in Underlying Funds that invest in commodities may not be qualifying income for purposes of the "regulated investment company" ("RIC") tax qualification tests. This could make it more difficult (or impossible) for the Fund to qualify as a RIC.

Furthermore, in August 2011, the Internal Revenue Service ("IRS") announced that it would stop issuing private letter rulings authorizing favorable tax treatment for funds that invest indirectly in commodities or derivatives based upon commodities. The IRS has previously issued a number of private letter rulings to funds in this area, concluding that such investments generate "qualifying income" for RIC qualification purposes. It is unclear how long this suspension will last. The IRS has not indicated that any previously issued rulings in this area will be affected by this suspension. This suspension of guidance by the IRS means that the tax treatment of such investments is now subject to some uncertainty.

RIC Qualification Risk. To qualify for treatment as a "regulated investment company" ("RIC") under the Internal Revenue Code (the "Code"), the Fund must meet certain income source, asset diversification and annual distribution requirements. Among other means of not satisfying the qualifications to be treated as a RIC, the Fund's investments in certain ETFs that invest in or hold physical commodities could cause the Fund to fail the income source component of the RIC requirements. If, in any year, the Fund fails to qualify as a RIC for any reason and does not use a "cure" provision, the Fund would be taxed as an ordinary corporation and would become (or remain) subject to corporate income tax. The resulting corporate taxes could substantially reduce the Fund's net assets, the amount of income available for distribution and the amount of distributions.

Passive Investment Risk. The "Core" portion of the Fund's investment philosophy is devoted to passive management. As such, it invests in securities that are representative of a certain benchmark or index regardless of investment merit. The Fund does not attempt to outperform its benchmark or index or take defensive positions in declining markets. As a

result, the Fund's performance may be adversely affected by a general decline in the market segments relating to its benchmark or index.

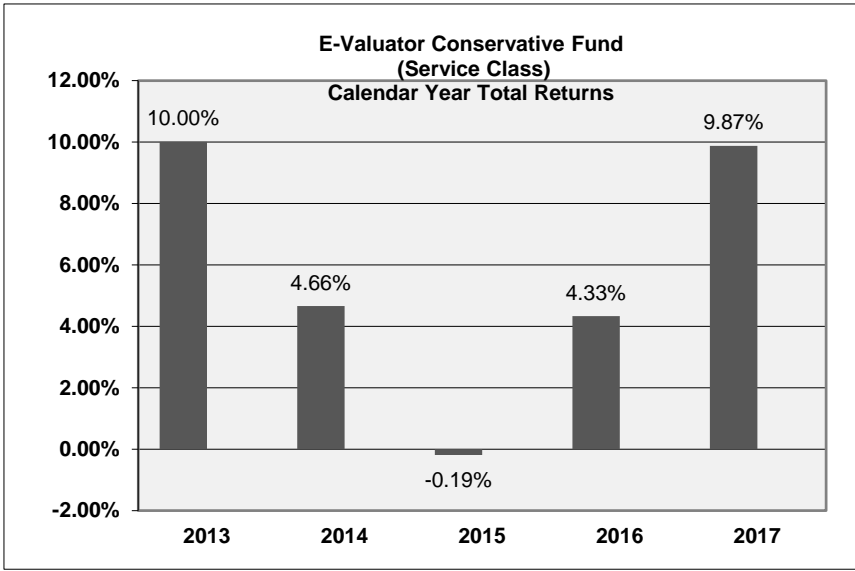
Performance History

The performance information shows summary performance information for the Fund in a bar chart and an Average Annual Total Returns table. The information provides some indication of the risks of investing in the Fund by showing changes in its performance from year to year and by showing how the Fund's average annual returns compare with the returns of a broad-based securities market index.

The Fund is a successor to a bank-sponsored collective investment fund established pursuant to 12 C.F.R. 9.18 (The E-Valuator Conservative Risk Managed Strategy (*i.e.*, the predecessor fund) which was terminated by its Trustee on May 26, 2016. Prior to its termination the predecessor fund was sub-advised by Intervest International, Inc. ("Intervest"), an advisory affiliate of the Fund's investment adviser where the Fund's portfolio manager, Mr. Kevin Miller, is an associated person. The Fund commenced operations on May 26, 2016 on which date the predecessor fund's assets were transferred to the Fund. The investment objective, strategy, policies, guidelines and restrictions of the Fund are, in all material respects, the same as those previously applicable to the predecessor fund. However, the predecessor fund was not registered or required to be registered as an investment company under the Investment Company Act of 1940 (the "1940 Act"), and the predecessor fund was not subject to certain investment limitations, diversification requirements, liquidity requirements, and other restrictions imposed by the 1940 Act and the Internal Revenue Code of 1986, as amended, which, if applicable, may have adversely affected its performance.

The performance presented for periods prior to the commencement of operations on May 26, 2016 is the historic performance of the predecessor fund (net of actual fees and expenses charged to predecessor fund). The performance of the predecessor fund has not been restated to reflect the fees, expenses and fee waivers and/or expense limitations applicable to each class of shares of the Fund. If the performance of the predecessor fund were restated to reflect the applicable fees and expenses of each class of shares of the Fund, the performance may have been lower than the performance shown in the bar chart and Average Annual Total Returns table on the following page. For periods following the Fund's commencement of operations on May 26, 2016, the performance of each class of shares differs as a result of the different levels of fees and expenses applicable to each class of shares. The Fund's past performance, before and after taxes, is not necessarily an indication of how the Fund will perform in the future.

Updated information on the Fund's results can be obtained by visiting www.evaluatorfunds.com or by calling toll-free at 888-507-2798.



During the periods shown in the bar chart, the Fund's highest return for a calendar quarter was 3.78% (quarter ending 12/31/2013) and the Fund's lowest return for a calendar quarter was -2.77% (quarter ending 9/30/2015).

The following table shows how average annual total returns of the Fund compared to those of the Fund's benchmarks.

Average Annual Total Return as of December 31, 2017

The E-Valuator Conservative RMS Fund – Service Class	1 Year	5 Years	Since Inception (February 29, 2012)
Return Before Taxes	9.87%	5.67%	5.77%
Return After Taxes on Distributions ⁽¹⁾	7.83%	5.17%	5.35%
Return After Taxes on Distributions and Sale of Fund Shares ⁽¹⁾	5.77%	4.21%	4.35%
Barclays Aggregate Bond Index (reflects no deduction for fees, expenses or taxes)	3.55%	2.11%	2.37%

⁽¹⁾ After-tax returns are calculated using the historical highest individual federal marginal income tax rates and do not reflect the impact of state and local taxes. Actual after-tax returns depend on an investor's tax situation and may differ from those shown. After-tax returns are not relevant to investors who hold their Fund shares through tax-deferred arrangements such as 401(k) plans or individual retirement accounts.

Investment Adviser

Systemelligence, LLC, is the investment adviser to the Fund.

Portfolio Manager

Kevin Miller, President and Portfolio Manager of the Adviser, has served as a portfolio manager to the Fund since its inception on May 26, 2016.

For important information about purchase and sale of fund shares, tax information and financial intermediary compensation, please turn to the sections of this prospectus entitled “Purchase and Sale of Fund Shares,” “Tax Information,” and “Payments to Broker-Dealers and Other Financial Intermediaries” on page 75 of the prospectus.

FUND SUMMARY – The E-Valuator Tactically Managed RMS Fund

Investment Objective

The E-Valuator Tactically Managed RMS (Risk-Managed Strategy) Fund (the “Fund”) seeks primarily to achieve growth of principal and as a secondary objective, to protect principal.

Fees and Expenses of the Fund

This table describes the fees and expenses that you may pay if you buy and hold shares of the Fund.

Shareholder Fees (fees paid directly from your investment)	Service Class Shares
Maximum sales charge (load) imposed on purchases (as a percentage of offering price)	None
Maximum deferred sales charges (load) (as a percentage of the NAV at time of purchase)	None
Redemption Fee	None
Exchange Fee	None

Annual Fund Operating Expenses (expenses that you pay each year as a percentage of the value of your investment)	
Management Fee ⁽¹⁾	0.45%
Distribution (12b-1) and Service Fees	None
Other Expenses ⁽²⁾	0.23%
Shareholder Services Plan	0.01%
Acquired Fund Fees and Expenses	0.78%
Total Annual Fund Operating Expenses ⁽²⁾	1.47%
Fee Waivers and/or Expense Reimbursements ⁽¹⁾	(0.07%)
Total Annual Fund Operating Expenses (after fee waivers and expense reimbursements) ⁽¹⁾	1.40%

- (1) Systelligence, LLC (the “Adviser”), has contractually agreed to waive its management fee to 0.38%. Prior to February 1, 2018, the waiver was to 0.36%. Additionally, after giving effect to the foregoing fee waiver, the Adviser has agreed to limit the total expenses of the Fund (exclusive of interest, distribution fees pursuant to Rule 12b-1 Plans, taxes, acquired fund fees and expenses, brokerage commissions, dividend expense on short sales and other expenditures which are capitalized in accordance with generally accepted accounting principles and other extraordinary expenses not incurred in the ordinary course of business) to an annual rate of 0.80% of the average daily net assets of the Fund. Each waiver and/or reimbursement of an expense by the Adviser is subject to repayment by the Fund within three years following the date that such waiver was made or such expense was incurred, provided that the Fund is able to make the repayment without exceeding the expense limitation in place at the time of the waiver or reimbursement and at the time the waiver or reimbursement is recouped. The Adviser may not terminate these contractual arrangements prior to January 31, 2019.

- (2) Other Expenses and Total Annual Fund Operating Expenses have been restated to reflect modifications to the fees provided for under the contractual service arrangements in place with the Fund’s administrator.

Example

This example is intended to help you compare the cost of investing in the Fund with the cost of investing in other mutual funds. The example assumes that you invest \$10,000 in the Fund for the time periods indicated and then redeem all of your shares at the end of those periods. The example also assumes that your investment has a 5% return each year and that the Fund’s operating expenses remain the same. The effect of the Adviser’s agreement to waive fees and/or reimburse expenses is only reflected in the first year of each example shown below. Although your actual costs may be higher or lower, based on these assumptions your costs would be:

Share Class	1 Year	3 Years	5 Years	10 Years
Service Class Shares	\$143	\$458	\$796	\$1,751

Portfolio Turnover

The Fund pays transaction costs, such as commissions, when it buys and sells securities (or “turns over” its portfolio). A higher portfolio turnover rate may indicate higher transaction costs and may result in higher taxes when Fund shares are held in a taxable account. These costs, which are not reflected in Total Annual Fund Operating Expenses or in the example, affect the Fund’s performance. During the most recent fiscal period ended September 30, 2017, the Fund’s portfolio turnover rate was 158.01% of the average value of its portfolio.

Principal Investment Strategies

The Fund seeks to achieve its objective by investing, under normal market conditions, in the securities of other unaffiliated investment companies (including open-end funds, exchange-traded funds (“ETFs”) and closed-end funds (collectively referred to as “Underlying Funds”). The Fund utilizes a risk-managed strategy (thus, the term “RMS” in the Fund’s name) by selecting Underlying Funds whose investment advisers (*i.e.*, tactical managers) incorporate a tactical approach to money management in an effort of maximizing gains while minimizing losses. Tactical management involves the ability to transition assets across all the major asset categories (money markets, bonds, stocks) with little to no trading restrictions. Investment advisers of tactical management strategies have the freedom to move assets completely out of one asset class, *i.e.*, transition from money market to bonds, in an effort of protecting against losses, or capitalizing on investment trends. Tactical managers will consider investment risk, as well as potential return when making asset management decisions.

The Fund may invest in Underlying Funds that invest in U.S. and foreign securities (including emerging markets securities). The Fund identifies an emerging market security based on it being placed on the Diversified Emerging Market equity category by Morningstar, Inc.

The Fund may invest in tactically managed funds that have the potential to invest in high yield bonds (also known as “junk bonds”) if/when the Adviser deems suitable and

appropriate.

Systemelligence, LLC (the “Adviser”) allocates the Fund’s assets among Underlying Funds that focus on tactical asset management meaning Underlying Funds where the investment adviser to such Underlying Funds has the flexibility to transition assets into and out of any sector of the market and from stocks to bonds at any time based on existing and/or foreseeable market conditions. The Fund selects the Underlying Funds by reviewing and comparing each such Underlying Fund’s performance through various market conditions and business cycles relative to the average performance of their peers during the same periods as Morningstar, Inc. The Fund will always maintain a minimum of 4 Underlying Funds that have tactical managers, each having an emphasis and focus unique to their management style.

The Adviser allocates the Fund’s assets with respect to Satellite holdings among the Underlying Funds by utilizing proprietary quantitatively based models in which an Underlying Fund must meet a rigorous performance criteria of outperforming the average of its peer group by a minimum of 10% across multiple timeframes (1 month, 3 month, 6 month, 1 year, 2 years, 3 years, and 5 years) to be considered a potential (or remain as an existing) investment in the Fund. The emphasis each timeframe has on the overriding analysis is determined through a proprietary weighting process that enables the Adviser to place more emphasis on various timeframes through a variety of market cycles. The Adviser’s asset allocation will be rebalanced when an allocation dispersion exceeding +/- 10% is experienced. For instance, if an Underlying Fund’s allocation of the Fund’s total assets equals 15%, then the Adviser would rebalance if/when this investment’s allocation exceeded 16.5% of the Fund’s total assets ($110\% \times 15\% = 16.5\%$), or if/when this Underlying Fund’s allocation as a percent of the Fund’s total assets drops to less than 13.5% ($90\% \times 15\% = 13.5\%$).

Based on technical analysis of economic and market conditions, the Adviser may, from time to time, allocate up to 5% of the Fund’s net assets to investments in ETFs that are tied to the performance of the broad general markets as measured by such indices as the S&P 500® Index. These ETFs may include leveraged and inverse ETFs. The long-position in ETFs would reflect the Adviser’s assessment that the markets are moving in an upward direction. Whereas, an inverse position would reflect an assessment by the Adviser that the markets are generally moving downward. Depending upon the strength of the indicators in the Adviser’s technical analysis, the Adviser allocate to ETFs that are leveraged and would thus anticipate a multiple (e.g., 2X) of the performance of the market in either an upward or downward direction. Due to the growth or decline in any allocation to this type of position, the Adviser would generally seek to re-balance the position whenever the amount allocated exceeds the amount initially allocated by plus or minus 2% of the Fund’s net assets.

The Adviser sells or reduces the Fund’s position in an Underlying Fund when the Underlying Fund’s performance begins to lag the average of its respective peer group by 10% or more, and has done so for an average of 3-months or more. These performance tolerance standards are applied to multiple timeframes, *i.e.*, 1-month, 3-months, 6-months, 1-year, 2-year, 3-year, and 5-year timeframes. These settings are subject to change as market conditions warrant.

The Adviser may allocate the Fund's assets to any sector or security type. Investment advisers of the Underlying Funds have the freedom to transition assets into or out of any security type they deem suitable to achieve a goal of maximizing return with minimized volatility. As part of its due diligence prior to selecting an Underlying Fund, and its investment adviser, the Adviser analyzes the fluctuations in returns over various market conditions. This selection is not only based on performance but also on the potential of reducing downside risk during poor performing equity markets. The Fund may engage in frequent and active trading in order to achieve its investment objective.

The Fund may invest in Underlying Funds that utilize derivatives.

The Fund may focus, from time to time, its investments in a particular industry or sector for the purpose of capitalizing on the performance momentum due to significant changes in market conditions, economic conditions, geopolitical conditions, etc., as well as to reduce downside exposure to significant changes in conditions such as market, economic or geopolitical.

Suitable Investor: A suitable investor for this Fund would be an individual/entity that is willing to grant complete discretion to the money manager regarding asset classes the manager can allocate assets into at any time with a view toward achieving the Fund's investment objective.

Investments into this Fund will be divided by the Adviser equally among the selected Underlying Funds and will be re-balanced if/when the allocation dispersion is exceeded by more than 10%.

Principal Risks

It is important that you closely review and understand the risks of investing in the Fund. The Fund's net asset value ("NAV") and investment return will fluctuate based upon changes in the value of its portfolio securities. You could lose money on your investment in the Fund, and the Fund could underperform other investments. There is no guarantee that the Fund will meet its investment objective. An investment in the Fund is not a deposit of a bank and is not insured or guaranteed by the Federal Deposit Insurance Corporation or any other government agency. The Principal Risks described herein pertain to direct risks of making an investment in the Fund and/or risks of the Underlying Funds.

Market Risk. The prices of securities held by the Fund may decline in response to certain events taking place around the world, including those directly involving the companies whose securities are owned by the Fund; conditions affecting the general economy; overall market changes; local, regional or global political, social or economic instability; and currency, interest rate and commodity price fluctuations.

Management Risk. The Fund is subject to management risk as an actively-managed investment portfolio. The Adviser's investment approach may fail to produce the intended results. If the Adviser's perception of an Underlying Fund's value is not realized in the expected time frame, the Fund's overall performance may suffer.

Growth Risk. If an Underlying Fund adviser's perceptions of a company's growth potential are wrong, the securities purchased by that Underlying Fund (and in turn the Fund) may not perform as expected reducing the Underlying Fund's and the Fund's return.

Other Investment Company Risk. The Fund will incur higher and duplicative expenses when it invests in Underlying Funds. There is also the risk that the Fund may suffer losses due to the investment practices of the underlying funds. When the Fund invests in an underlying mutual fund or ETF, the Fund will be subject to substantially the same risks as those associated with the direct ownership of securities comprising the underlying fund or index on which the ETF or index mutual fund is based and the value of the Fund's investments will fluctuate in response to the performance and risks of the underlying investments or index. Since the Fund invests in other investment companies that invest in equity securities, risks associated with investments in other investment companies will include stock market risk. In addition to the brokerage costs associated with the fund's purchase and sale of the underlying securities, ETFs and mutual funds incur fees that are separate from those of the Fund. As a result, the Fund's shareholders will indirectly bear a proportionate share of the operating expenses of the ETFs and mutual funds, in addition to Fund expenses. Because the Fund is not required to hold shares of underlying funds for any minimum period, it may be subject to, and may have to pay, short-term redemption fees imposed by the underlying funds. ETFs are subject to additional risks such as the fact that the market price of its shares may trade above or below its net asset value or an active market may not develop. The Fund has no control over the investments and related risks taken by the underlying funds in which it invests. The Investment Company Act of 1940 and the rules and regulations adopted under that statute impose conditions on investment companies which invest in other investment companies, and as a result, the Fund is generally restricted on the amount of shares of another investment company to shares amounting to no more than 3% of the outstanding voting shares of such other investment company.

Closed-End Fund Risk. Closed-end funds may utilize more leverage than other types of investment companies. They can utilize leverage by issuing preferred stocks or debt securities to raise additional capital which can, in turn, be used to buy more securities and leverage its portfolio. Closed-end fund shares may also trade at a discount to their net asset value.

Exchange-Traded Fund Risk. In addition to risks generally associated with investments in investment company securities, ETFs are subject to the following risks that do not apply to traditional mutual funds: (i) an ETF's shares may trade at a market price that is above or below their net asset value; (ii) an active trading market for an ETF's shares may not develop or be maintained; (iii) the ETF may employ an investment strategy that utilizes high leverage ratios; or (iv) trading of an ETF's shares may be halted if the listing exchange's officials deem such action appropriate, the shares are de-listed from the exchange, or the activation of market-wide "circuit breakers" (which are tied to large decreases in stock prices) halts stock trading generally.

Inverse and Leveraged ETF Risks. To the extent that the Fund invests in inverse or leveraged ETFs, the value of the Fund's investment will decrease when the index underlying the ETF's benchmark rises, a result that is the opposite from traditional equity or bond funds. The net asset value and market price of leveraged or inverse ETFs are usually more volatile than the value of the tracked index or of other ETFs that do not use leverage.

Inverse and leveraged ETFs use investment techniques and financial instruments that may be considered aggressive, including the use of derivative transactions and short selling techniques. Most inverse and leveraged ETFs are designed to achieve their stated objectives on a daily basis. Their performance over long periods of time can differ significantly from the performance or inverse of the performance of the underlying index during the same period of time. This effect can be magnified in volatile markets.

Small- and Mid-Cap Risk. To the extent the Fund invests in Underlying Funds that invest in small- and mid-capitalization companies, the Fund will be subject to additional risks. Smaller companies may experience greater volatility, higher failure rates, more limited markets, product lines, financial resources, and less management experience than larger companies. Smaller companies may also have a lower trading volume, which may disproportionately affect their market price, tending to make them fall more in response to selling pressure than is the case with larger companies.

Volatility Risk. Equity securities tend to be more volatile than other investment choices. The value of an individual Underlying Fund can be more volatile than the market as a whole. This volatility affects the value of the Fund's shares.

Portfolio Turnover Risk. The Fund's investment strategy involves active trading and will result in a high portfolio turnover rate. A high portfolio turnover can result in correspondingly greater brokerage commission expenses. A high portfolio turnover may result in the distribution to shareholders of additional capital gains for tax purposes, some of which may be taxable at ordinary income rates. These factors may negatively affect performance.

Foreign Securities Risk. Underlying Funds in the Fund's portfolio may invest in foreign securities. Foreign securities are subject to additional risks not typically associated with investments in domestic securities. These risks may include, among others, currency risk, country risks (political, diplomatic, regional conflicts, terrorism, war, social and economic instability, currency devaluations and policies that have the effect of limiting or restricting foreign investment or the movement of assets), different trading practices, less government supervision, less publicly available information, limited trading markets and greater volatility.

Emerging Markets Securities Risk. To the extent that Underlying Funds invest in issuers located in emerging markets, the risk may be heightened by political changes, changes in taxation, or currency controls that could adversely affect the values of these investments. Emerging markets have been more volatile than the markets of developed countries with more mature economies.

Fixed Income Securities Risk. To the extent the Fund invests in Underlying Funds that invest in fixed income securities, the Fund will be subject to fixed income securities risks. While fixed income securities normally fluctuate less in price than stocks, there have been extended periods of increases in interest rates that have caused significant declines in fixed income securities prices. The values of fixed income securities may be affected by changes in the credit rating or financial condition of their issuers. Generally, the lower the credit rating of a security, the higher the degree of risk as to the payment of interest and return of principal.

Credit Risk. The issuer of a fixed income security may not be able to make interest and principal payments when due. Generally, the lower the credit rating of a security, the greater the risk that the issuer will default on its obligation.

Change in Rating Risk. If a rating agency gives a debt security a lower rating, the value of the debt security will decline because investors will demand a higher rate of return.

Interest Rate Risk. The value of the Fund may fluctuate based upon changes in interest rates and market conditions. As interest rates increase, the value of the Fund's income-producing investments may go down. For example, bonds tend to decrease in value when interest rates rise. Debt obligations with longer maturities typically offer higher yields, but are subject to greater price movements as a result of interest rate changes than debt obligations with shorter maturities.

Duration Risk. Prices of fixed income securities with longer effective maturities are more sensitive to interest rate changes than those with shorter effective maturities.

Prepayment Risk. The Fund may invest in Underlying Funds that invest in mortgage- and asset-backed securities, which are subject to fluctuations in yield due to prepayment rates that may be faster or slower than expected.

Income Risk. The Fund's income could decline due to falling market interest rates. In a falling interest rate environment, the Fund may be required to invest in Underlying Funds that invest their assets in lower-yielding securities. Because interest rates vary, it is impossible to predict the income or yield of the Fund for any particular period.

High-Yield Securities ("Junk Bond") Risk. To the extent that the Fund invests in Underlying Funds that invest in high-yield securities and unrated securities of similar credit quality (commonly known as "junk bonds"), the Fund may be subject to greater levels of interest rate and credit risk than funds that do not invest in such securities. Junk bonds are considered predominantly speculative with respect to the issuer's continuing ability to make principal and interest payments. An economic downturn or period of rising interest rates could adversely affect the market for these securities and reduce the Underlying Fund's ability to sell these securities (liquidity risk). If the issuer of a security is in default with respect to interest or principal payments, an investor may lose its entire investment, which will affect the Fund's return.

Industry or Sector Focus Risk. To the extent the Underlying Funds in which the Fund invests focus their investments in a particular industry or sector, the Fund's shares may be more volatile and fluctuate more than shares of a fund investing in a broader range of securities. One reason for dedicating assets to a specific industry or sector is to capitalize on performance momentum due to significant changes in market conditions, economic conditions, geopolitical conditions, etc. Another reason for dedicating assets to a specific industry or sector would be to reduce downside exposure due to a significant change in market conditions, economic conditions, geopolitical conditions, etc.

Derivatives Risk. Underlying Funds in the Fund's portfolio may use derivative instruments such as put and call options on stocks and stock indices, and index futures contracts and options thereon. There is no guarantee such strategies will work. The value of derivatives may rise or fall more rapidly than other investments. For some derivatives, it is possible

to lose more than the amount invested in the derivative. Other risks of investments in derivatives include imperfect correlation between the value of these instruments and the underlying assets; risks of default by the other party to the derivative transactions; risks that the transactions may result in losses that offset gains in portfolio positions; and risks that the derivative transactions may not be liquid. While futures contracts are generally liquid instruments, under certain market conditions they may become illiquid. As a result, the Underlying Fund, may not be able to close out a position in a futures contract at a time that is advantageous. The price of futures can be highly volatile; using them could lower total return, and the potential loss from futures can exceed the Underlying Fund's initial investment in such contracts. The Underlying Fund's use of derivatives may magnify losses for it and the Fund.

If the Underlying Fund is not successful in employing such instruments in managing its portfolio, its performance will be worse than if it did not invest in such instruments. Successful use by an Underlying fund of options on stock indices, index futures contracts (and options thereon) will be subject to its ability to correctly predict movements in the direction of the securities generally or of a particular market segment. In addition, Underlying Funds will pay commissions and other costs in connection with such investments, which may increase the Fund's expenses and reduce the return. In utilizing certain derivatives, an Underlying Fund's losses are potentially unlimited. Derivative instruments may also involve the risk that other parties to the derivative contract may fail to meet their obligations, which could cause losses.

Underlying Funds in which the Fund invests may use derivatives to seek to manage the risks described below.

Interest rate risk. This is the risk that the market value of bonds owned by the Underlying Funds will fluctuate as interest rates go up and down.

Yield curve risk. This is the risk that there is an adverse shift in market interest rates of fixed income investments held by the Underlying Funds. The risk is associated with either flattening or steepening of the yield curve, which is a result of changing yields among comparable bonds with different maturities. If the yield curve flattens, then the yield spread between long- and short-term interest rates narrows and the price of a bond will change. If the curve steepens, then the spread between the long- and short-term interest rates increases which means long-term bond prices decrease relative to short-term bond prices.

Prepayment risk. This is the risk that the issuers of bonds owned by the Underlying Funds will prepay them at a time when interest rates have declined, any proceeds may have to be invested in bonds with lower interest rates, which can reduce the returns.

Liquidity risk. This is the risk that assets held by the Fund may not be liquid.

Credit risk. This is the risk that an issuer of a bond held by the Underlying Funds may default.

Market risk. This is the risk that the value of a security or portfolio of securities will change in value due to a change in general market sentiment or market expectations.

Inflation risk. This is the risk that the value of assets or income will decrease as inflation shrinks the purchasing power of a particular currency.

Commodity Risk. Some of the Underlying Funds and other instruments in the Fund's portfolio may invest directly or indirectly in physical commodities, such as gold, silver, and other precious materials. Accordingly, the Fund may be affected by changes in commodity prices which can move significantly in short periods of time and be affected by new discoveries or changes in government regulation. Income derived from investments in Underlying Funds that invest in commodities may not be qualifying income for purposes of the "regulated investment company" ("RIC") tax qualification tests. This could make it more difficult (or impossible) for the Fund to qualify as a RIC.

Furthermore, in August 2011, the Internal Revenue Service ("IRS") announced that it would stop issuing private letter rulings authorizing favorable tax treatment for funds that invest indirectly in commodities or derivatives based upon commodities. The IRS has previously issued a number of private letter rulings to funds in this area, concluding that such investments generate "qualifying income" for RIC qualification purposes. It is unclear how long this suspension will last. The IRS has not indicated that any previously issued rulings in this area will be affected by this suspension. This suspension of guidance by the IRS means that the tax treatment of such investments is now subject to some uncertainty.

RIC Qualification Risk. To qualify for treatment as a "regulated investment company" ("RIC") under the Internal Revenue Code (the "Code"), the Fund must meet certain income source, asset diversification and annual distribution requirements. Among other means of not satisfying the qualifications to be treated as a RIC, the Fund's investments in certain ETFs that invest in or hold physical commodities could cause the Fund to fail the income source component of the RIC requirements. If, in any year, the Fund fails to qualify as a RIC for any reason and does not use a "cure" provision, the Fund would be taxed as an ordinary corporation and would become (or remain) subject to corporate income tax. The resulting corporate taxes could substantially reduce the Fund's net assets, the amount of income available for distribution and the amount of distributions.

Performance History

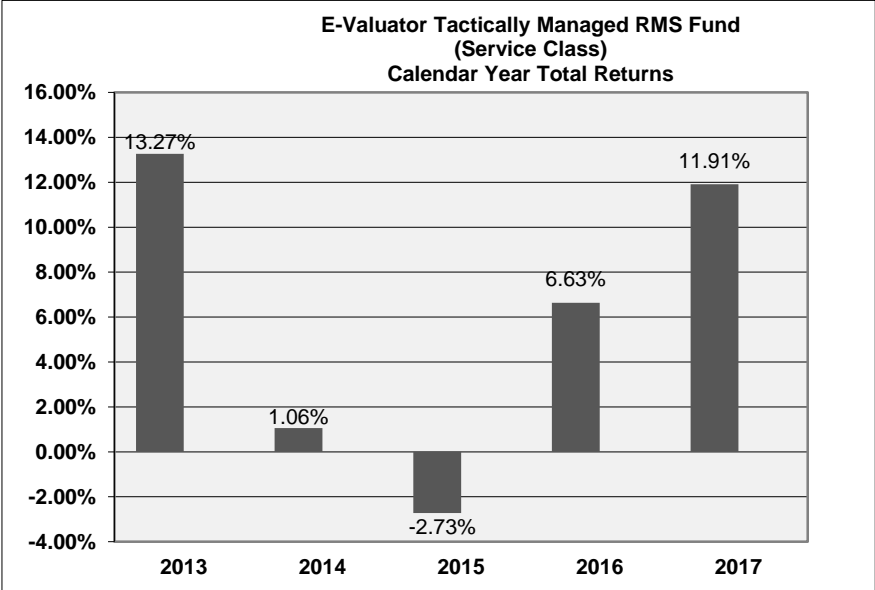
The performance information shows summary performance information for the Fund in a bar chart and an Average Annual Total Returns table. The information provides some indication of the risks of investing in the Fund by showing changes in its performance from year to year and by showing how the Fund's average annual returns compare with the returns of a broad-based securities market index.

The Fund is a successor to a bank-sponsored collective investment fund established pursuant to 12 C.F.R. 9.18 (The E-Valuator Tactically Managed Strategy (*i.e.*, the predecessor fund) which was terminated by its Trustee on May 26, 2016. Prior to its termination the predecessor fund was sub-advised by Intervest International, Inc. ("Intervest"), an advisory affiliate of the Fund's investment adviser where the Fund's portfolio manager, Mr. Kevin Miller, is an associated person. The Fund commenced operations on May 26, 2016 on which date the predecessor fund's assets were transferred to the Fund. The investment objective,

strategy, policies, guidelines and restrictions of the Fund are, in all material respects, the same as those previously applicable to the predecessor fund. However, the predecessor fund was not registered or required to be registered as an investment company under the Investment Company Act of 1940 (the "1940 Act"), and the predecessor fund was not subject to certain investment limitations, diversification requirements, liquidity requirements, and other restrictions imposed by the 1940 Act and the Internal Revenue Code of 1986, as amended, which, if applicable, may have adversely affected its performance.

The performance presented for periods prior to the commencement of operations on May 26, 2016 is the historic performance of the predecessor fund (net of actual fees and expenses charged to predecessor fund). The performance of the predecessor fund has not been restated to reflect the fees, expenses and fee waivers and/or expense limitations applicable to each class of shares of the Fund. If the performance of the predecessor fund were restated to reflect the applicable fees and expenses of each class of shares of the Fund, the performance may have been lower than the performance shown in the bar chart and Average Annual Total Returns table on the following page. For periods following the Fund's commencement of operations on May 26, 2016, the performance of each class of shares differs as a result of the different levels of fees and expenses applicable to each class of shares. The Fund's past performance, before and after taxes, is not necessarily an indication of how the Fund will perform in the future.

Updated information on the Fund's results can be obtained by visiting www.evaluatorfunds.com or by calling toll-free at 888-507-2798.



During the periods shown in the bar chart, the Fund’s highest return for a calendar quarter was 5.95% (quarter ending 12/31/2013) and the Fund’s lowest return for a calendar quarter was -7.01% (quarter ending 9/30/2015).

The following table shows how average annual total returns of the Fund compared to those of the Fund’s benchmarks.

Average Annual Total Return as of December 31, 2017

The E-Valuator Tactically Managed RMS Fund – Service Class	1 Year	5 Years	Since Inception (February 29, 2012)
Return Before Taxes	11.91%	5.85%	5.64%
Return After Taxes on Distributions⁽¹⁾	7.71%	5.12%	5.02%
Return After Taxes on Distributions and Sale of Fund Shares⁽¹⁾	6.43%	4.25%	4.15%
S&P 500 Index (reflects no deduction for fees, expenses or taxes)	19.42%	13.39%	12.19%

⁽¹⁾ After-tax returns are calculated using the historical highest individual federal marginal income tax rates and do not reflect the impact of state and local taxes. Actual after-tax returns depend on an investor’s tax situation and may differ from those shown. After-tax returns are not relevant to investors who hold their Fund shares through tax-deferred arrangements such as 401(k) plans or individual retirement accounts.

Investment Adviser

Systemelligence, LLC, is the investment adviser to the Fund.

Portfolio Manager

Kevin Miller, President and Portfolio Manager of the Adviser, has served as a portfolio manager to the Fund since its inception on May 26, 2016.

For important information about purchase and sale of fund shares, tax information and financial intermediary compensation, please turn to the sections of this prospectus entitled “Purchase and Sale of Fund Shares,” “Tax Information,” and “Payments to Broker-Dealers and Other Financial Intermediaries” on page 75 of the prospectus.

FUND SUMMARY – The E-Valuator Moderate RMS Fund

Investment Objective

The E-Valuator Moderate RMS (Risk-Managed Strategy) Fund (the “Fund”) seeks to provide both principal growth and income.

Fees and Expenses of the Fund

This table describes the fees and expenses that you may pay if you buy and hold shares of the Fund.

Shareholder Fees (fees paid directly from your investment)	Service Class Shares
Maximum sales charge (load) imposed on purchases (as a percentage of offering price)	None
Maximum deferred sales charges (load) (as a percentage of the NAV at time of purchase)	None
Redemption Fee	None
Exchange Fee	None

Annual Fund Operating Expenses (expenses that you pay each year as a percentage of the value of your investment)	
Management Fee ⁽¹⁾	0.45%
Distribution (12b-1) and Service Fees	None
Other Expenses ⁽²⁾	0.19%
Shareholder Services Plan	0.01%
Acquired Fund Fees and Expenses	0.21%
Total Annual Fund Operating Expenses ⁽²⁾	0.86%
Fee Waivers and/or Expense Reimbursements ⁽¹⁾	(0.07%)
Total Annual Fund Operating Expenses (after fee waivers and expense reimbursements) ⁽¹⁾	0.79%

(1) Systelligence, LLC (the “Adviser”), has contractually agreed to waive its management fee to 0.38%. Prior to February 1, 2018, the waiver was to 0.36%. Additionally, after giving effect to the foregoing fee waiver, the Adviser has agreed to limit the total expenses of the Fund (exclusive of interest, distribution fees pursuant to Rule 12b-1 Plans, taxes, acquired fund fees and expenses, brokerage commissions, dividend expense on short sales and other expenditures which are capitalized in accordance with generally accepted accounting principles and other extraordinary expenses not incurred in the ordinary course of business) to an annual rate of 0.80% of the average daily net assets of the Fund. Each waiver and/or reimbursement of an expense by the Adviser is subject to repayment by the Fund within three years following the date that such waiver was made or such expense was incurred, provided that the Fund is able to make the repayment without exceeding the expense limitation in place at the time of the waiver or reimbursement and at the time the waiver or reimbursement is recouped. The Adviser may not terminate these contractual arrangements prior to January 31, 2019.

(2) Other Expenses and Total Annual Fund Operating Expenses have been restated to reflect modifications to the fees provided for under the contractual service

arrangements in place with the Fund's administrator.

Example

This example is intended to help you compare the cost of investing in the Fund with the cost of investing in other mutual funds. The example assumes that you invest \$10,000 in the Fund for the time periods indicated and then redeem all of your shares at the end of those periods. The example also assumes that your investment has a 5% return each year and that the Fund's operating expenses remain the same. The effect of the Adviser's agreement to waive fees and/or reimburse expenses is only reflected in the first year of each example shown below. Although your actual costs may be higher or lower, based on these assumptions your costs would be:

Share Class	1 Year	3 Years	5 Years	10 Years
Service Class Shares	\$81	\$267	\$470	\$1,054

Portfolio Turnover

The Fund pays transaction costs, such as commissions, when it buys and sells securities (or "turns over" its portfolio). A higher portfolio turnover rate may indicate higher transaction costs and may result in higher taxes when Fund shares are held in a taxable account. These costs, which are not reflected in Total Annual Fund Operating Expenses or in the example, affect the Fund's performance. During the most recent fiscal period ended September 30, 2017, the Fund's portfolio turnover rate was 137.57% of the average value of its portfolio.

Principal Investment Strategies

The Fund seeks to achieve its objective by investing, under normal market conditions, in the securities of other unaffiliated investment companies (including open-end funds, exchange-traded funds ("ETFs")) and closed-end funds (collectively referred to as "Underlying Funds"). The Fund utilizes a risk-managed strategy (thus, the term "RMS" in the Fund's name), which involves the allocation of invested assets across multiple underlying investments in a manner that provides fluctuations in annualized returns that would be commensurate to an investor seeking to experience very low volatility in year-over-year returns. An investment's volatility is commonly measured by standard deviation. Standard deviation provides the probable range of anticipated returns based on the performance fluctuations over previous time periods (1-year, 3-year, or 5-year). Investments with the lowest levels of standard deviation would be considered very conservative, while investments with higher levels of standard deviation would be considered more growth oriented and aggressive in nature (more volatile). The strategy of this Fund is to keep the level of annual performance fluctuation within parameters that would be suitable for a moderate risk investor. This is identified by standard deviations that are slightly greater than that of a conservative investor, but less than those of a typical growth oriented investor. The standard deviation goal for the Fund is to average between 5.5% to 8.5% over a 3-year timeframe or a 5-year timeframe.

The Fund identifies the volatility goals over 3-year and 5-year timeframes by stating the acceptable range of standard deviation for each timeframe. The Fund allocates assets across three broad asset classes (money market, bonds, equities) in a manner that provides a high probability of meeting the accepted volatility goals. The Fund will not have more than 50% - 70% of its assets allocated to equities and will have the remainder allocated across money

market and bonds based on continually changing market conditions.

The Fund will allocate its assets into a variety of Underlying Funds that focus on investments in fixed income securities (e.g., money markets and bonds) that possess varying qualities of credit and duration including high-yield securities (also referred to as “junk” bonds), and in equity securities that have the potential of providing dividends and growth on an annual basis. The equity allocation will be invested in Underlying Funds that invest in U.S. and foreign securities (including emerging markets securities) and that focus on investments without regard to market capitalization (i.e., investments may include securities of issuers that would be considered small, medium and/or large capitalization companies). The Fund identifies an emerging market security based on it being placed on the Diversified Emerging Market equity category by Morningstar, Inc. Because market conditions may favor one asset class over another (e.g., fixed income securities may be favored over equity securities at any given time), the allocation of the Fund’s assets between fixed income and equity securities may range from 50% to 70% allocated to equities at any given time. The Fund will adjust the allocations between fixed income and equity in an effort to continually meet the overriding strategy of placing equal emphasis on income and growth. For instance, in periods when interest rates are relatively high the Fund may adjust the allocation to fixed income to compensate for that environment. Whereas, during a period where interest rates are relatively low, the Fund may need to adjust the allocation to fixed income in an inverse manner to compensate for that environment. In other words, there may be market conditions that warrant allocating more of the Fund’s assets into fixed income, while there may be other market conditions that would warrant allocating more of the Fund’s assets to equity.

Systemelligence, LLC (the “Adviser”) incorporates a “Core and Satellite” management philosophy with, 50% to 80% of a category allocation invested in the “Core” holdings and the remaining amount investing in the “Satellite” holding. . A category allocation is the amount of assets to be allocated into an investment category. Morningstar, Inc. has created what the Adviser believes to be an industry standard of investment categories, which aid in the recognition of an investment’s underlying holdings, e.g., Intermediate Term Bond Category, Short Term Government Bond Category, Domestic Large Cap Stock Category, etc. The “Core and Satellite” management philosophy is synonymous with “Passive Management” and “Active Management,” respectively. The “Core” component pertains to the portion of the Fund’s asset allocation that is devoted to passive management. Passive management is considered a form of investment management whereby the allocation mirrors the allocation of a benchmark, or index. The Fund’s allocation into “Core” holdings is achieved by investing a portion of the Fund’s assets into Underlying Funds that attempt to replicate the performance of a common index (e.g., S&P 500®, Russell 1000, Barclays US Aggregate Bond Index, etc.) (that is, passively managed Underlying Funds). The Fund’s allocation to “Satellite” holdings corresponds to the portion of the Fund’s portfolio that will be invested in actively managed Underlying Funds. Active management is considered a form of investment management whereby the allocation is driven by security selection and trading with an overriding goal of outperforming a stated index, or benchmark. By constructing the Fund’s portfolio with Core and Satellite holdings, the Adviser is blending two management philosophies in an effort to capture the returns of the market indexes through Core holding, while also seeking to enhance the overall performance with Satellite holding, and thus attempting to deliver above average performance.

The Adviser allocates the Fund’s assets with respect to Satellite holdings among the

Underlying Funds by utilizing proprietary quantitatively based models in which an Underlying Fund must meet a rigorous performance criteria of outperforming the average of its peer group by a minimum of 10% across multiple timeframes (1 month, 3 month, 6 month, 1 year, 2 years, 3 years, and 5 years) to be considered a potential (or remain as an existing) investment in the Fund. The emphasis each timeframe has on the overriding analysis is determined through a proprietary weighting process that enables the Adviser to place more emphasis on various timeframes through a variety of market cycles. The Adviser's asset allocation will be rebalanced when an allocation dispersion exceeding +/- 10% is experienced. For instance, if an Underlying Fund's allocation of the Fund's total assets equals 15%, then the Adviser would rebalance if/when this investment's allocation exceeded 16.5% of the Fund's total assets ($110\% \times 15\% = 16.5\%$), or if/when this Underlying Fund's allocation as a percent of the Fund's total assets drops to less than 13.5% ($90\% \times 15\% = 13.5\%$).

The Fund selects its "Core" holdings by first arriving at an asset allocation across three broad asset classes (money market, bonds, and equities) that provides the highest probability of meeting the stated volatility goals. Once this broad asset allocation is determined, the second decision is the Fund will continue with allocations within each of the aforementioned broad asset classes. For instance, once the allocation percentage into equities has been determined, the next step would be to identify the amount allocated between Foreign and Domestic equities. Once this has been determined, the next decision is to determine the allocation into large companies, medium sized companies, and small companies within each equity sub-group. When the allocation based on company size has been determined, the Fund may dedicate a portion of that allocation into passive management, i.e. index, also referred to as "Core". Likewise the Fund may allocate a portion of the allocation into active management, also referred to as "Satellite".

Based on technical analysis of economic and market conditions, the Adviser may, from time to time, allocate up to 5% of the Fund's net assets to investments in ETFs that are tied to the performance of the broad general markets as measured by such indices as the S&P 500® Index. These ETFs may include leveraged and inverse ETFs. The long-position in ETFs would reflect the Adviser's assessment that the markets are moving in an upward direction. Whereas, an inverse position would reflect an assessment by the Adviser that the markets are generally moving downward. Depending upon the strength of the indicators in the Adviser's technical analysis, the Adviser allocate to ETFs that are leveraged and would thus anticipate a multiple (e.g., 2X) of the performance of the market in either an upward or downward direction. Due to the growth or decline in any allocation to this type of position, the Adviser would generally seek to re-balance the position whenever the amount allocated exceeds the amount initially allocated by plus or minus 2% of the Fund's net assets.

The Adviser sells or reduces the Fund's position in an Underlying Fund when the Underlying Fund's performance begins to lag the average of its respective peer group by 10% or more, and has done so for an average of 3-months or more. These performance tolerance standards are applied to multiple timeframes, i.e., 1-month, 3-months, 6-months, 1-year, 2-year, 3-year, and 5-year timeframes. These settings are subject to change as market conditions warrant.

The Fund may engage in frequent and active trading in order to achieve its investment objectives.

The Fund may invest in Underlying Funds that utilize derivatives.

The Fund may focus, from time to time, its investments in a particular industry or sector for the purpose of capitalizing on the performance momentum due to significant changes in market conditions, economic conditions, geopolitical conditions, etc., as well as to reduce downside exposure to significant changes in conditions such as market, economic or geopolitical.

Suitable Investor: A suitable investor for this Fund would be an individual/entity that tolerant to the daily fluctuations of the stock market (market risk), seeks interest income, and has equal emphasis on the generation of current income as well as growth.

Principal Risks

It is important that you closely review and understand the risks of investing in the Fund. The Fund's net asset value ("NAV") and investment return will fluctuate based upon changes in the value of its portfolio securities. You could lose money on your investment in the Fund, and the Fund could underperform other investments. There is no guarantee that the Fund will meet its investment objective. An investment in the Fund is not a deposit of a bank and is not insured or guaranteed by the Federal Deposit Insurance Corporation or any other government agency. The Principal Risks described herein pertain to direct risks of making an investment in the Fund and/or risks of the Underlying Funds.

Market Risk. The prices of securities held by the Fund may decline in response to certain events taking place around the world, including those directly involving the companies whose securities are owned by the Fund; conditions affecting the general economy; overall market changes; local, regional or global political, social or economic instability; and currency, interest rate and commodity price fluctuations.

Management Risk. The Fund is subject to management risk as an actively-managed investment portfolio. The Adviser's investment approach may fail to produce the intended results. If the Adviser's perception of an Underlying Fund's value is not realized in the expected time frame, the Fund's overall performance may suffer.

Growth Risk. If an Underlying Fund adviser's perceptions of a company's growth potential are wrong, the securities purchased by that Underlying Fund (and in turn the Fund) may not perform as expected reducing the Underlying Fund's and the Fund's return.

Other Investment Company Risk. The Fund will incur higher and duplicative expenses when it invests in Underlying Funds. There is also the risk that the Fund may suffer losses due to the investment practices of the underlying funds. When the Fund invests in an underlying mutual fund or ETF, the Fund will be subject to substantially the same risks as those associated with the direct ownership of securities comprising the underlying fund or index on which the ETF or index mutual fund is based and the value of the Fund's investments will fluctuate in response to the performance and risks of the underlying investments or index. Since the Fund invests in other investment companies that invest in equity securities, risks associated with investments in other investment companies will include stock market risk. In addition to the brokerage costs associated with the fund's purchase and sale of the underlying securities, ETFs and mutual funds incur fees that are separate from those of the Fund. As a result, the Fund's shareholders will indirectly bear a proportionate share of the operating

expenses of the ETFs and mutual funds, in addition to Fund expenses. Because the Fund is not required to hold shares of underlying funds for any minimum period, it may be subject to, and may have to pay, short-term redemption fees imposed by the underlying funds. ETFs are subject to additional risks such as the fact that the market price of its shares may trade above or below its net asset value or an active market may not develop. The Fund has no control over the investments and related risks taken by the underlying funds in which it invests. The Investment Company Act of 1940 and the rules and regulations adopted under that statute impose conditions on investment companies which invest in other investment companies, and as a result, the Fund is generally restricted on the amount of shares of another investment company to shares amounting to no more than 3% of the outstanding voting shares of such other investment company.

Closed-End Fund Risk. Closed-end funds may utilize more leverage than other types of investment companies. They can utilize leverage by issuing preferred stocks or debt securities to raise additional capital which can, in turn, be used to buy more securities and leverage its portfolio. Closed-end fund shares may also trade at a discount to their net asset value.

Exchange-Traded Fund Risk. In addition to risks generally associated with investments in investment company securities, ETFs are subject to the following risks that do not apply to traditional mutual funds: (i) an ETF's shares may trade at a market price that is above or below their net asset value; (ii) an active trading market for an ETF's shares may not develop or be maintained; (iii) the ETF may employ an investment strategy that utilizes high leverage ratios; or (iv) trading of an ETF's shares may be halted if the listing exchange's officials deem such action appropriate, the shares are de-listed from the exchange, or the activation of market-wide "circuit breakers" (which are tied to large decreases in stock prices) halts stock trading generally.

Inverse and Leveraged ETF Risks. To the extent that the Fund invests in inverse or leveraged ETFs, the value of the Fund's investment will decrease when the index underlying the ETF's benchmark rises, a result that is the opposite from traditional equity or bond funds. The net asset value and market price of leveraged or inverse ETFs are usually more volatile than the value of the tracked index or of other ETFs that do not use leverage. Inverse and leveraged ETFs use investment techniques and financial instruments that may be considered aggressive, including the use of derivative transactions and short selling techniques. Most inverse and leveraged ETFs are designed to achieve their stated objectives on a daily basis. Their performance over long periods of time can differ significantly from the performance or inverse of the performance of the underlying index during the same period of time. This effect can be magnified in volatile markets.

Index Management Risk. To the extent the Fund invests in an Underlying Fund that is intended to track a target index, it is subject to the risk that the Underlying Fund may track its target index less closely. For example, an adviser to the Underlying Fund may select securities that are not fully representative of the index, and the Underlying Fund's transaction expenses, and the size and timing of its cash flows, may result in the Underlying Fund's performance being different than that of its index. Additionally, the Underlying Fund will generally reflect the performance of its target index even when the index does not perform well.

Equity Risk. To the extent the Fund invests in Underlying Funds that invest in equity

securities, it is subject to the risk that stock prices will fall over short or extended periods of time. Historically, the equity markets have moved in cycles, and the value of an Underlying Fund's equity securities may fluctuate drastically from day to day. Individual companies may report poor results or be negatively affected by industry and/or economic trends and developments. The prices of securities issued by such companies may suffer a decline in response. These factors contribute to price volatility.

Dividend-Paying Securities Risk. To the extent the Fund invests in Underlying Funds that invest in dividend-paying securities it will be subject to certain risks. The company issuing such securities may fail and have to decrease or eliminate its dividend. In such an event, an Underlying Fund, and in turn the Fund, may not only lose the dividend payout but the stock price of the company may fall.

Small- and Mid-Cap Risk. To the extent the Fund invests in Underlying Funds that invest in small- and mid-capitalization companies, the Fund will be subject to additional risks. Smaller companies may experience greater volatility, higher failure rates, more limited markets, product lines, financial resources, and less management experience than larger companies. Smaller companies may also have a lower trading volume, which may disproportionately affect their market price, tending to make them fall more in response to selling pressure than is the case with larger companies.

Volatility Risk. Equity securities tend to be more volatile than other investment choices. The value of an individual Underlying Fund can be more volatile than the market as a whole. This volatility affects the value of the Fund's shares.

Portfolio Turnover Risk. The Fund's investment strategy involves active trading and will result in a high portfolio turnover rate. A high portfolio turnover can result in correspondingly greater brokerage commission expenses. A high portfolio turnover may result in the distribution to shareholders of additional capital gains for tax purposes, some of which may be taxable at ordinary income rates. These factors may negatively affect performance.

Foreign Securities Risk. Underlying Funds in the Fund's portfolio may invest in foreign securities. Foreign securities are subject to additional risks not typically associated with investments in domestic securities. These risks may include, among others, currency risk, country risks (political, diplomatic, regional conflicts, terrorism, war, social and economic instability, currency devaluations and policies that have the effect of limiting or restricting foreign investment or the movement of assets), different trading practices, less government supervision, less publicly available information, limited trading markets and greater volatility.

Emerging Markets Securities Risk. To the extent that Underlying Funds invest in issuers located in emerging markets, the risk may be heightened by political changes, changes in taxation, or currency controls that could adversely affect the values of these investments. Emerging markets have been more volatile than the markets of developed countries with more mature economies.

Fixed Income Securities Risk. To the extent the Fund invests in Underlying Funds that invest in fixed income securities, the Fund will be subject to fixed income securities risks. While fixed income securities normally fluctuate less in price than stocks, there have been extended periods of increases in interest rates that have caused significant declines in fixed income securities prices. The values of fixed income securities may be affected by changes in

the credit rating or financial condition of their issuers. Generally, the lower the credit rating of a security, the higher the degree of risk as to the payment of interest and return of principal.

Credit Risk. The issuer of a fixed income security may not be able to make interest and principal payments when due. Generally, the lower the credit rating of a security, the greater the risk that the issuer will default on its obligation.

Change in Rating Risk. If a rating agency gives a debt security a lower rating, the value of the debt security will decline because investors will demand a higher rate of return.

Interest Rate Risk. The value of the Fund may fluctuate based upon changes in interest rates and market conditions. As interest rates increase, the value of the Fund's income-producing investments may go down. For example, bonds tend to decrease in value when interest rates rise. Debt obligations with longer maturities typically offer higher yields, but are subject to greater price movements as a result of interest rate changes than debt obligations with shorter maturities.

Duration Risk. Prices of fixed income securities with longer effective maturities are more sensitive to interest rate changes than those with shorter effective maturities.

Prepayment Risk. The Fund may invest in Underlying Funds that invest in mortgage- and asset-backed securities, which are subject to fluctuations in yield due to prepayment rates that may be faster or slower than expected.

Income Risk. The Fund's income could decline due to falling market interest rates. In a falling interest rate environment, the Fund may be required to invest in Underlying Funds that invest their assets in lower-yielding securities. Because interest rates vary, it is impossible to predict the income or yield of the Fund for any particular period.

High-Yield Securities ("Junk Bond") Risk. To the extent that the Fund invests in Underlying Funds that invest in high-yield securities and unrated securities of similar credit quality (commonly known as "junk bonds"), the Fund may be subject to greater levels of interest rate and credit risk than funds that do not invest in such securities. Junk bonds are considered predominantly speculative with respect to the issuer's continuing ability to make principal and interest payments. An economic downturn or period of rising interest rates could adversely affect the market for these securities and reduce the Underlying Fund's ability to sell these securities (liquidity risk). If the issuer of a security is in default with respect to interest or principal payments, an investor may lose its entire investment, which will affect the Fund's return.

Industry or Sector Focus Risk. To the extent the Underlying Funds in which the Fund invests focus their investments in a particular industry or sector, the Fund's shares may be more volatile and fluctuate more than shares of a fund investing in a broader range of securities. One reason for dedicating assets to a specific industry or sector is to capitalize on performance momentum due to significant changes in market conditions, economic conditions, geopolitical conditions, etc. Another reason for dedicating assets to a specific industry or sector would be to reduce downside exposure due to a significant change in market conditions, economic conditions, geopolitical conditions, etc.

Derivatives Risk. Underlying Funds in the Fund's portfolio may use derivative instruments such as put and call options on stocks and stock indices, and index futures contracts and options thereon. There is no guarantee such strategies will work. The value of derivatives may rise or fall more rapidly than other investments. For some derivatives, it is possible to lose more than the amount invested in the derivative. Other risks of investments in derivatives include imperfect correlation between the value of these instruments and the underlying assets; risks of default by the other party to the derivative transactions; risks that the transactions may result in losses that offset gains in portfolio positions; and risks that the derivative transactions may not be liquid. While futures contracts are generally liquid instruments, under certain market conditions they may become illiquid. As a result, the Underlying Fund, may not be able to close out a position in a futures contract at a time that is advantageous. The price of futures can be highly volatile; using them could lower total return, and the potential loss from futures can exceed the Underlying Fund's initial investment in such contracts. The Underlying Fund's use of derivatives may magnify losses for it and the Fund.

If the Underlying Fund is not successful in employing such instruments in managing its portfolio, its performance will be worse than if it did not invest in such instruments. Successful use by an Underlying fund of options on stock indices, index futures contracts (and options thereon) will be subject to its ability to correctly predict movements in the direction of the securities generally or of a particular market segment. In addition, Underlying Funds will pay commissions and other costs in connection with such investments, which may increase the Fund's expenses and reduce the return. In utilizing certain derivatives, an Underlying Fund's losses are potentially unlimited. Derivative instruments may also involve the risk that other parties to the derivative contract may fail to meet their obligations, which could cause losses.

Underlying Funds in which the Fund invests may use derivatives to seek to manage the risks described below.

Interest rate risk. This is the risk that the market value of bonds owned by the Underlying Funds will fluctuate as interest rates go up and down.

Yield curve risk. This is the risk that there is an adverse shift in market interest rates of fixed income investments held by the Underlying Funds. The risk is associated with either flattening or steepening of the yield curve, which is a result of changing yields among comparable bonds with different maturities. If the yield curve flattens, then the yield spread between long- and short-term interest rates narrows and the price of a bond will change. If the curve steepens, then the spread between the long- and short-term interest rates increases which means long-term bond prices decrease relative to short-term bond prices.

Prepayment risk. This is the risk that the issuers of bonds owned by the Underlying Funds will prepay them at a time when interest rates have declined, any proceeds may have to be invested in bonds with lower interest rates, which can reduce the returns.

Liquidity risk. This is the risk that assets held by the Fund may not be liquid.

Credit risk. This is the risk that an issuer of a bond held by the Underlying Funds may default.

Market risk. This is the risk that the value of a security or portfolio of securities will change in value due to a change in general market sentiment or market expectations.

Inflation risk. This is the risk that the value of assets or income will decrease as inflation shrinks the purchasing power of a particular currency.

Commodity Risk. Some of the Underlying Funds and other instruments in the Fund's portfolio may invest directly or indirectly in physical commodities, such as gold, silver, and other precious materials. Accordingly, the Fund may be affected by changes in commodity prices which can move significantly in short periods of time and be affected by new discoveries or changes in government regulation. Income derived from investments in Underlying Funds that invest in commodities may not be qualifying income for purposes of the "regulated investment company" ("RIC") tax qualification tests. This could make it more difficult (or impossible) for the Fund to qualify as a RIC.

Furthermore, in August 2011, the Internal Revenue Service ("IRS") announced that it would stop issuing private letter rulings authorizing favorable tax treatment for funds that invest indirectly in commodities or derivatives based upon commodities. The IRS has previously issued a number of private letter rulings to funds in this area, concluding that such investments generate "qualifying income" for RIC qualification purposes. It is unclear how long this suspension will last. The IRS has not indicated that any previously issued rulings in this area will be affected by this suspension. This suspension of guidance by the IRS means that the tax treatment of such investments is now subject to some uncertainty.

RIC Qualification Risk. To qualify for treatment as a "regulated investment company" ("RIC") under the Internal Revenue Code (the "Code"), the Fund must meet certain income source, asset diversification and annual distribution requirements. Among other means of not satisfying the qualifications to be treated as a RIC, the Fund's investments in certain ETFs that invest in or hold physical commodities could cause the Fund to fail the income source component of the RIC requirements. If, in any year, the Fund fails to qualify as a RIC for any reason and does not use a "cure" provision, the Fund would be taxed as an ordinary corporation and would become (or remain) subject to corporate income tax. The resulting corporate taxes could substantially reduce the Fund's net assets, the amount of income available for distribution and the amount of distributions.

Passive Investment Risk. The "Core" portion of the Fund's investment philosophy is devoted to passive management. As such, it invests in securities that are representative of a certain benchmark or index regardless of investment merit. The Fund does not attempt to outperform its benchmark or index or take defensive positions in declining markets. As a result, the Fund's performance may be adversely affected by a general decline in the market segments relating to its benchmark or index.

Performance History

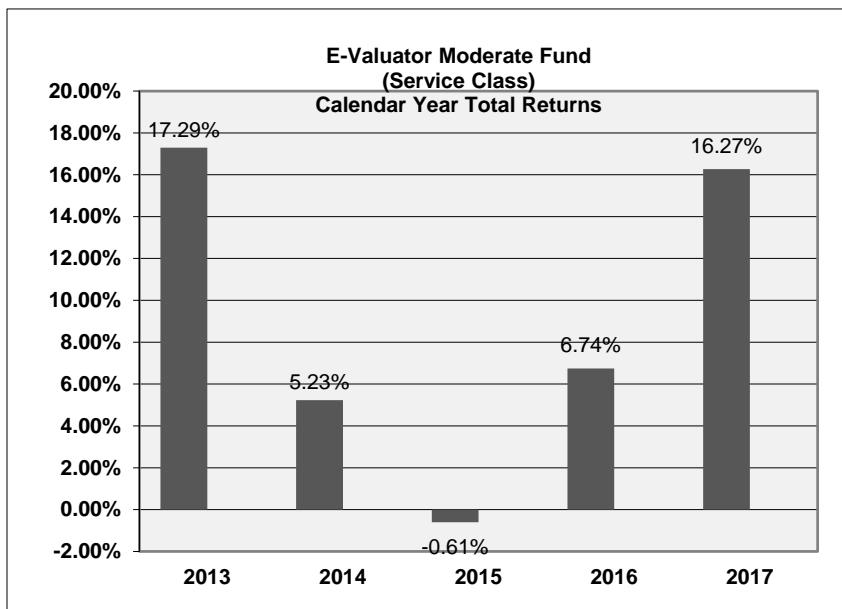
The performance information shows summary performance information for the Fund in a bar chart and an Average Annual Total Returns table. The information provides some

indication of the risks of investing in the Fund by showing changes in its performance from year to year and by showing how the Fund's average annual returns compare with the returns of a broad-based securities market index.

The Fund is a successor to a bank-sponsored collective investment fund established pursuant to 12 C.F.R. 9.18 (The E-Valuator Moderate Risk Managed Strategy (*i.e.*, the predecessor fund) which was terminated by its Trustee on May 26, 2016. Prior to its termination the predecessor fund was sub-advised by Interinvest International, Inc. ("Interinvest"), an advisory affiliate of the Fund's investment adviser where the Fund's portfolio manager, Mr. Kevin Miller, is an associated person. The Fund commenced operations on May 26, 2016 on which date the predecessor fund's assets were transferred to the Fund. The investment objective, strategy, policies, guidelines and restrictions of the Fund are, in all material respects, the same as those previously applicable to the predecessor fund. However, the predecessor fund was not registered or required to be registered as an investment company under the Investment Company Act of 1940 (the "1940 Act"), and the predecessor fund was not subject to certain investment limitations, diversification requirements, liquidity requirements, and other restrictions imposed by the 1940 Act and the Internal Revenue Code of 1986, as amended, which, if applicable, may have adversely affected its performance.

The performance presented for periods prior to the commencement of operations on May 26, 2016 is the historic performance of the predecessor fund (net of actual fees and expenses charged to predecessor fund). The performance of the predecessor fund has not been restated to reflect the fees, expenses and fee waivers and/or expense limitations applicable to each class of shares of the Fund. If the performance of the predecessor fund were restated to reflect the applicable fees and expenses of each class of shares of the Fund, the performance may have been lower than the performance shown in the bar chart and Average Annual Total Returns table on the following page. For periods following the Fund's commencement of operations on May 26, 2016, the performance of each class of shares differs as a result of the different levels of fees and expenses applicable to each class of shares. The Fund's past performance, before and after taxes, is not necessarily an indication of how the Fund will perform in the future.

Updated information on the Fund's results can be obtained by visiting www.evaluatorfunds.com or by calling toll-free at 888-507-2798.



During the periods shown in the bar chart, the Fund's highest return for a calendar quarter was 5.93% (quarter ending 12/31/2013) and the Fund's lowest return for a calendar quarter was -5.27% (quarter ending 9/30/2015).

The following table shows how average annual total returns of the Fund compared to those of the Fund's benchmarks.

Average Annual Total Return as of December 31, 2017

The E-Valuator Moderate RMS Fund – Service Class	1 Year	5 Years	Since Inception (February 29, 2012)
Return Before Taxes	16.27%	8.77%	8.69%
Return After Taxes on Distributions⁽¹⁾	13.16%	8.10%	8.12%
Return After Taxes on Distributions and Sale of Fund Shares⁽¹⁾	9.63%	6.65%	6.68%
S&P 500 Index (reflects no deduction for fees, expenses or taxes)	19.42%	13.39%	12.19%

⁽¹⁾ After-tax returns are calculated using the historical highest individual federal marginal income tax rates and do not reflect the impact of state and local taxes. Actual after-tax returns depend on an investor's tax situation and may differ from those shown. After-tax returns are not relevant to investors who hold their Fund shares through tax-deferred arrangements such as 401(k) plans or individual retirement accounts.

Investment Adviser

Systemelligence, LLC, is the investment adviser to the Fund.

Portfolio Manager

Kevin Miller, President and Portfolio Manager of the Adviser, has served as a portfolio manager to the Fund since its inception on May 26, 2016.

For important information about purchase and sale of fund shares, tax information and financial intermediary compensation, please turn to the sections of this prospectus entitled “Purchase and Sale of Fund Shares,” “Tax Information,” and “Payments to Broker-Dealers and Other Financial Intermediaries” on page 75 of the prospectus.

FUND SUMMARY – The E-Valuator Growth RMS Fund

Investment Objective

The E-Valuator Growth RMS (Risk-Managed Strategy) Fund (the “Fund”) seeks as a primary objective to provide long term principal growth and as a secondary objective to provide current income.

Fees and Expenses of the Fund

This table describes the fees and expenses that you may pay if you buy and hold shares of the Fund.

Shareholder Fees (fees paid directly from your investment)	Service Class Shares
Maximum sales charge (load) imposed on purchases (as a percentage of offering price)	None
Maximum deferred sales charges (load) (as a percentage of the NAV at time of purchase)	None
Redemption Fee	None
Exchange Fee	None

Annual Fund Operating Expenses (expenses that you pay each year as a percentage of the value of your investment)	
Management Fee ⁽¹⁾	0.45%
Distribution (12b-1) and Service Fees	None
Other Expenses ⁽²⁾	0.19%
Shareholder Services Plan	0.01%
Acquired Fund Fees and Expenses	0.22%
Total Annual Fund Operating Expenses ⁽²⁾	0.87%
Fee Waivers and/or Expense Reimbursements ⁽¹⁾	(0.07%)
Total Annual Fund Operating Expenses (after fee waivers and expense reimbursements) ⁽¹⁾	0.80%

(1) Systelligence, LLC (the “Adviser”), has contractually agreed to waive its management fee to 0.38%. Prior to February 1, 2018, the waiver was to 0.36%. Additionally, after giving effect to the foregoing fee waiver, the Adviser has agreed to limit the total expenses of the Fund (exclusive of interest, distribution fees pursuant to Rule 12b-1 Plans, taxes, acquired fund fees and expenses, brokerage commissions, dividend expense on short sales and other expenditures which are capitalized in accordance with generally accepted accounting principles and other extraordinary expenses not incurred in the ordinary course of business) to an annual rate of 0.80% of the average daily net assets of the Fund. Each waiver and/or reimbursement of an expense by the Adviser is subject to repayment by the Fund within three years following the date that such waiver was made or such expense was incurred, provided that the Fund is able to make the repayment without exceeding the expense limitation in place at the time of the waiver or reimbursement and at the time the waiver or reimbursement is recouped. The Adviser may not terminate these contractual arrangements prior to January 31, 2019.

(2) Other Expenses and Total Annual Fund Operating Expenses have been restated to

reflect modifications to the fees provided for under the contractual service arrangements in place with the Fund's administrator.

Example

This example is intended to help you compare the cost of investing in the Fund with the cost of investing in other mutual funds. The example assumes that you invest \$10,000 in the Fund for the time periods indicated and then redeem all of your shares at the end of those periods. The example also assumes that your investment has a 5% return each year and that the Fund's operating expenses remain the same. The effect of the Adviser's agreement to waive fees and/or reimburse expenses is only reflected in the first year of each example shown below. Although your actual costs may be higher or lower, based on these assumptions your costs would be:

Share Class	1 Year	3 Years	5 Years	10 Years
Service Class Shares	\$82	\$271	\$475	\$1,066

Portfolio Turnover

The Fund pays transaction costs, such as commissions, when it buys and sells securities (or "turns over" its portfolio). A higher portfolio turnover rate may indicate higher transaction costs and may result in higher taxes when Fund shares are held in a taxable account. These costs, which are not reflected in Total Annual Fund Operating Expenses or in the example, affect the Fund's performance. During the most recent fiscal period ended September 30, 2017, the Fund's portfolio turnover rate was 125.32% of the average value of its portfolio.

Principal Investment Strategies

The Fund seeks to achieve its objective by investing, under normal market conditions, in the securities of other unaffiliated investment companies (including open-end funds, exchange-traded funds ("ETFs")) and closed-end funds (collectively referred to as "Underlying Funds"). The Fund utilizes a risk-managed strategy (thus, the term "RMS" in the Fund's name), which involves the allocation of invested assets across multiple underlying investments in a manner that provides fluctuations in annualized returns that would be commensurate to an investor seeking to experience very low volatility in year-over-year returns. An investment's volatility is commonly measured by standard deviation. Standard deviation provides the probable range of anticipated returns based on the performance fluctuations over previous time periods (1-year, 3-year, or 5-year). Investments with the lowest levels of standard deviation would be considered very conservative, while investments with higher levels of standard deviation would be considered more growth oriented and aggressive in nature (more volatile). The strategy of this Fund is to keep the level of annual performance fluctuation within parameters that would be suitable for a growth oriented investor. This is identified by standard deviations that are slightly greater than that of a moderate risk investor, but less than those of an aggressive growth investor. The standard deviation goal for the Fund is to average between 8% to 11% over a 3-year timeframe or a 5-year timeframe.

The Fund identifies the volatility goals over 3-year and 5-year timeframes by stating the acceptable range of standard deviation for each timeframe. The Fund allocates assets across three broad asset classes (money market, bonds, equities) in a manner that provides a high probability of meeting the accepted volatility goals. The Fund will not have more than 70% -

85% of its assets allocated to equities and will have the remainder allocated across money market and bonds based on continually changing market conditions.

The Fund will generally allocate 15%-30% of its assets into a variety of Underlying Funds that focus on investments in fixed income securities (e.g., money markets and bonds) that possess varying qualities of credit and duration including high-yield securities (also referred to as “junk bonds”). The remaining 70%-85% of the Fund’s assets will be generally allocated to equity securities that have the potential of providing dividends and growth on an annual basis. The equity allocation will be invested in Underlying Funds that invest in U.S. and foreign securities (including emerging markets securities) and that focus on investments without regard to market capitalization (i.e., investments may include securities of issuers that would be considered small, medium and/or large capitalization companies). The Fund identifies an emerging market security based on it being placed on the Diversified Emerging Market equity category by Morningstar, Inc.

Systemelligence, LLC (the “Adviser”) incorporates a “Core and Satellite” management philosophy with, 50% to 80% of a category allocation invested in the “Core” holdings and the remaining amount investing in the “Satellite” holding. . A category allocation is the amount of assets to be allocated into an investment category. Morningstar, Inc. has created what the Adviser believes to be an industry standard of investment categories, which aid in the recognition of an investment’s underlying holdings, e.g., Intermediate Term Bond Category, Short Term Government Bond Category, Domestic Large Cap Stock Category, etc. The “Core and Satellite” management philosophy is synonymous with “Passive Management” and “Active Management,” respectively. The “Core” component pertains to the portion of the Fund’s asset allocation that is devoted to passive management. Passive management is considered a form of investment management whereby the allocation mirrors the allocation of a benchmark, or index. The Fund’s allocation into “Core” holdings is achieved by investing a portion of the Fund’s assets into Underlying Funds that attempt to replicate the performance of a common index (e.g., S&P 500®, Russell 1000, Barclays US Aggregate Bond Index, etc.) (that is, passively managed Underlying Funds). The Fund’s allocation to “Satellite” holdings corresponds to the portion of the Fund’s portfolio that will be invested in actively managed Underlying Funds. Active management is considered a form of investment management whereby the allocation is driven by security selection and trading with an overriding goal of outperforming a stated index, or benchmark. By constructing the Fund’s portfolio with Core and Satellite holdings, the Adviser is blending two management philosophies in an effort to capture the returns of the market indexes through Core holding, while also seeking to enhance the overall performance with Satellite holding, and thus attempting to deliver above average performance.

The Adviser allocates the Fund’s assets with respect to Satellite holdings among the Underlying Funds by utilizing proprietary quantitatively based models in which an Underlying Fund must meet a rigorous performance criteria of outperforming the average of its peer group by a minimum of 10% across multiple timeframes (1 month, 3 month, 6 month, 1 year, 2 years, 3 years, and 5 years) to be considered a potential (or remain as an existing) investment in the Fund. The emphasis each timeframe has on the overriding analysis is determined through a proprietary weighting process that enables the Adviser to place more emphasis on various timeframes through a variety of market cycles. The Adviser’s asset allocation will be rebalanced when an allocation dispersion exceeding +/- 10% is experienced. For instance, if an Underlying Fund’s allocation of the Fund’s total assets

equals 15%, then the Adviser would rebalance if/when this investment's allocation exceeded 16.5% of the Fund's total assets ($110\% \times 15\% = 16.5\%$), or if/when this Underlying Fund's allocation as a percent of the Fund's total assets drops to less than 13.5% ($90\% \times 15\% = 13.5\%$).

The Fund selects its "Core" holdings by first arriving at an asset allocation across three broad asset classes (money market, bonds, and equities) that provides the highest probability of meeting the stated volatility goals. Once this broad asset allocation is determined, the second decision is the Fund will continue with allocations within each of the aforementioned broad asset classes. For instance, once the allocation percentage into equities has been determined, the next step would be to identify the amount allocated between Foreign and Domestic equities. Once this has been determined, the next decision is to determine the allocation into large companies, medium sized companies, and small companies within each equity sub-group. When the allocation based on company size has been determined, the Fund may dedicate a portion of that allocation into passive management, i.e. index, also referred to as "Core". Likewise the Fund may allocate a portion of the allocation into active management, also referred to as "Satellite".

Based on technical analysis of economic and market conditions, the Adviser may, from time to time, allocate up to 5% of the Fund's net assets to investments in ETFs that are tied to the performance of the broad general markets as measured by such indices as the S&P 500® Index. These ETFs may include leveraged and inverse ETFs. The long-position in ETFs would reflect the Adviser's assessment that the markets are moving in an upward direction. Whereas, an inverse position would reflect an assessment by the Adviser that the markets are generally moving downward. Depending upon the strength of the indicators in the Adviser's technical analysis, the Adviser allocate to ETFs that are leveraged and would thus anticipate a multiple (e.g., 2X) of the performance of the market in either an upward or downward direction. Due to the growth or decline in any allocation to this type of position, the Adviser would generally seek to re-balance the position whenever the amount allocated exceeds the amount initially allocated by plus or minus 2% of the Fund's net assets.

The Adviser sells or reduces the Fund's position in an Underlying Fund when the Underlying Fund's performance begins to lag the average of its respective peer group by 10% or more, and has done so for an average of 3-months or more. These performance tolerance standards are applied to multiple timeframes, i.e., 1-month, 3-months, 6-months, 1-year, 2-year, 3-year, and 5-year timeframes. These settings are subject to change as market conditions warrant.

The Fund may engage in frequent and active trading in order to achieve its investment objective.

The Fund may invest in Underlying Funds that utilize derivatives.

The Fund may focus, from time to time, its investments in a particular industry or sector for the purpose of capitalizing on the performance momentum due to significant changes in market conditions, economic conditions, geopolitical conditions, etc., as well as to reduce downside exposure to significant changes in conditions such as market, economic or geopolitical.

Suitable Investor: A suitable investor for this Fund would be an individual/entity that is tolerant to the daily fluctuations of the stock market (market risk), seeks growth, and has a small desire for the generation of interest income.

Principal Risks

It is important that you closely review and understand the risks of investing in the Fund. The Fund's net asset value ("NAV") and investment return will fluctuate based upon changes in the value of its portfolio securities. You could lose money on your investment in the Fund, and the Fund could underperform other investments. There is no guarantee that the Fund will meet its investment objective. An investment in the Fund is not a deposit of a bank and is not insured or guaranteed by the Federal Deposit Insurance Corporation or any other government agency. The Principal Risks described herein pertain to direct risks of making an investment in the Fund and/or risks of the Underlying Funds.

Market Risk. The prices of securities held by the Fund may decline in response to certain events taking place around the world, including those directly involving the companies whose securities are owned by the Fund; conditions affecting the general economy; overall market changes; local, regional or global political, social or economic instability; and currency, interest rate and commodity price fluctuations.

Management Risk. The Fund is subject to management risk as an actively-managed investment portfolio. The Adviser's investment approach may fail to produce the intended results. If the Adviser's perception of an Underlying Fund's value is not realized in the expected time frame, the Fund's overall performance may suffer.

Growth Risk. If an Underlying Fund adviser's perceptions of a company's growth potential are wrong, the securities purchased by that Underlying Fund (and in turn the Fund) may not perform as expected reducing the Underlying Fund's and the Fund's return.

Other Investment Company Risk. The Fund will incur higher and duplicative expenses when it invests in Underlying Funds. There is also the risk that the Fund may suffer losses due to the investment practices of the underlying funds. When the Fund invests in an underlying mutual fund or ETF, the Fund will be subject to substantially the same risks as those associated with the direct ownership of securities comprising the underlying fund or index on which the ETF or index mutual fund is based and the value of the Fund's investments will fluctuate in response to the performance and risks of the underlying investments or index. Since the Fund invests in other investment companies that invest in equity securities, risks associated with investments in other investment companies will include stock market risk. In addition to the brokerage costs associated with the fund's purchase and sale of the underlying securities, ETFs and mutual funds incur fees that are separate from those of the Fund. As a result, the Fund's shareholders will indirectly bear a proportionate share of the operating expenses of the ETFs and mutual funds, in addition to Fund expenses. Because the Fund is not required to hold shares of underlying funds for any minimum period, it may be subject to, and may have to pay, short-term redemption fees imposed by the underlying funds. ETFs are subject to additional risks such as the fact that the market price of its shares may trade above or below its net asset value or an active market may not develop. The Fund has no control over the investments and related risks taken by the underlying funds in which it invests. The Investment Company Act of 1940 and the rules and regulations adopted under that statute impose conditions on investment companies which invest in other investment

companies, and as a result, the Fund is generally restricted on the amount of shares of another investment company to shares amounting to no more than 3% of the outstanding voting shares of such other investment company.

Closed-End Fund Risk. Closed-end funds may utilize more leverage than other types of investment companies. They can utilize leverage by issuing preferred stocks or debt securities to raise additional capital which can, in turn, be used to buy more securities and leverage its portfolio. Closed-end fund shares may also trade at a discount to their net asset value.

Exchange-Traded Fund Risk. In addition to risks generally associated with investments in investment company securities, ETFs are subject to the following risks that do not apply to traditional mutual funds: (i) an ETF's shares may trade at a market price that is above or below their net asset value; (ii) an active trading market for an ETF's shares may not develop or be maintained; (iii) the ETF may employ an investment strategy that utilizes high leverage ratios; or (iv) trading of an ETF's shares may be halted if the listing exchange's officials deem such action appropriate, the shares are de-listed from the exchange, or the activation of market-wide "circuit breakers" (which are tied to large decreases in stock prices) halts stock trading generally.

Inverse and Leveraged ETF Risks. To the extent that the Fund invests in inverse or leveraged ETFs, the value of the Fund's investment will decrease when the index underlying the ETF's benchmark rises, a result that is the opposite from traditional equity or bond funds. The net asset value and market price of leveraged or inverse ETFs are usually more volatile than the value of the tracked index or of other ETFs that do not use leverage. Inverse and leveraged ETFs use investment techniques and financial instruments that may be considered aggressive, including the use of derivative transactions and short selling techniques. Most inverse and leveraged ETFs are designed to achieve their stated objectives on a daily basis. Their performance over long periods of time can differ significantly from the performance or inverse of the performance of the underlying index during the same period of time. This effect can be magnified in volatile markets.

Index Management Risk. To the extent the Fund invests in an Underlying Fund that is intended to track a target index, it is subject to the risk that the Underlying Fund may track its target index less closely. For example, an adviser to the Underlying Fund may select securities that are not fully representative of the index, and the Underlying Fund's transaction expenses, and the size and timing of its cash flows, may result in the Underlying Fund's performance being different than that of its index. Additionally, the Underlying Fund will generally reflect the performance of its target index even when the index does not perform well.

Equity Risk. To the extent the Fund invests in Underlying Funds that invest in equity securities, it is subject to the risk that stock prices will fall over short or extended periods of time. Historically, the equity markets have moved in cycles, and the value of an Underlying Fund's equity securities may fluctuate drastically from day to day. Individual companies may report poor results or be negatively affected by industry and/or economic trends and developments. The prices of securities issued by such companies may suffer a decline in response. These factors contribute to price volatility.

Dividend-Paying Securities Risk. To the extent the Fund invests in Underlying Funds that

invest in dividend-paying securities it will be subject to certain risks. The company issuing such securities may fail and have to decrease or eliminate its dividend. In such an event, an Underlying Fund, and in turn the Fund, may not only lose the dividend payout but the stock price of the company may fall.

Small- and Mid-Cap Risk. To the extent the Fund invests in Underlying Funds that invest in small- and mid-capitalization companies, the Fund will be subject to additional risks. Smaller companies may experience greater volatility, higher failure rates, more limited markets, product lines, financial resources, and less management experience than larger companies. Smaller companies may also have a lower trading volume, which may disproportionately affect their market price, tending to make them fall more in response to selling pressure than is the case with larger companies.

Volatility Risk. Equity securities tend to be more volatile than other investment choices. The value of an individual Underlying Fund can be more volatile than the market as a whole. This volatility affects the value of the Fund's shares.

Portfolio Turnover Risk. The Fund's investment strategy involves active trading and will result in a high portfolio turnover rate. A high portfolio turnover can result in correspondingly greater brokerage commission expenses. A high portfolio turnover may result in the distribution to shareholders of additional capital gains for tax purposes, some of which may be taxable at ordinary income rates. These factors may negatively affect performance.

Foreign Securities Risk. Underlying Funds in the Fund's portfolio may invest in foreign securities. Foreign securities are subject to additional risks not typically associated with investments in domestic securities. These risks may include, among others, currency risk, country risks (political, diplomatic, regional conflicts, terrorism, war, social and economic instability, currency devaluations and policies that have the effect of limiting or restricting foreign investment or the movement of assets), different trading practices, less government supervision, less publicly available information, limited trading markets and greater volatility.

Emerging Markets Securities Risk. To the extent that Underlying Funds invest in issuers located in emerging markets, the risk may be heightened by political changes, changes in taxation, or currency controls that could adversely affect the values of these investments. Emerging markets have been more volatile than the markets of developed countries with more mature economies.

Fixed Income Securities Risk. To the extent the Fund invests in Underlying Funds that invest in fixed income securities, the Fund will be subject to fixed income securities risks. While fixed income securities normally fluctuate less in price than stocks, there have been extended periods of increases in interest rates that have caused significant declines in fixed income securities prices. The values of fixed income securities may be affected by changes in the credit rating or financial condition of their issuers. Generally, the lower the credit rating of a security, the higher the degree of risk as to the payment of interest and return of principal.

Credit Risk. The issuer of a fixed income security may not be able to make interest and principal payments when due. Generally, the lower the credit rating of a security, the greater the risk that the issuer will default on its obligation.

Change in Rating Risk. If a rating agency gives a debt security a lower rating, the value of the debt security will decline because investors will demand a higher rate of return.

Interest Rate Risk. The value of the Fund may fluctuate based upon changes in interest rates and market conditions. As interest rates increase, the value of the Fund's income-producing investments may go down. For example, bonds tend to decrease in value when interest rates rise. Debt obligations with longer maturities typically offer higher yields, but are subject to greater price movements as a result of interest rate changes than debt obligations with shorter maturities.

Duration Risk. Prices of fixed income securities with longer effective maturities are more sensitive to interest rate changes than those with shorter effective maturities.

Prepayment Risk. The Fund may invest in Underlying Funds that invest in mortgage- and asset-backed securities, which are subject to fluctuations in yield due to prepayment rates that may be faster or slower than expected.

Income Risk. The Fund's income could decline due to falling market interest rates. In a falling interest rate environment, the Fund may be required to invest in Underlying Funds that invest their assets in lower-yielding securities. Because interest rates vary, it is impossible to predict the income or yield of the Fund for any particular period.

High-Yield Securities ("Junk Bond") Risk. To the extent that the Fund invests in Underlying Funds that invest in high-yield securities and unrated securities of similar credit quality (commonly known as "junk bonds"), the Fund may be subject to greater levels of interest rate and credit risk than funds that do not invest in such securities. Junk bonds are considered predominantly speculative with respect to the issuer's continuing ability to make principal and interest payments. An economic downturn or period of rising interest rates could adversely affect the market for these securities and reduce the Underlying Fund's ability to sell these securities (liquidity risk). If the issuer of a security is in default with respect to interest or principal payments, an investor may lose its entire investment, which will affect the Fund's return.

Industry or Sector Focus Risk. To the extent the Underlying Funds in which the Fund invests focus their investments in a particular industry or sector, the Fund's shares may be more volatile and fluctuate more than shares of a fund investing in a broader range of securities. One reason for dedicating assets to a specific industry or sector is to capitalize on performance momentum due to significant changes in market conditions, economic conditions, geopolitical conditions, etc. Another reason for dedicating assets to a specific industry or sector would be to reduce downside exposure due to a significant change in market conditions, economic conditions, geopolitical conditions, etc.

Derivatives Risk. Underlying Funds in the Fund's portfolio may use derivative instruments such as put and call options on stocks and stock indices, and index futures contracts and options thereon. There is no guarantee such strategies will work. The value of derivatives may rise or fall more rapidly than other investments. For some derivatives, it is possible to lose more than the amount invested in the derivative. Other risks of investments in derivatives include imperfect correlation between the value of these instruments and the underlying assets; risks of default by the other party to the derivative transactions; risks that the transactions may result in losses that offset gains in portfolio positions; and risks that

the derivative transactions may not be liquid. While futures contracts are generally liquid instruments, under certain market conditions they may become illiquid. As a result, the Underlying Fund, may not be able to close out a position in a futures contract at a time that is advantageous. The price of futures can be highly volatile; using them could lower total return, and the potential loss from futures can exceed the Underlying Fund's initial investment in such contracts. The Underlying Fund's use of derivatives may magnify losses for it and the Fund.

If the Underlying Fund is not successful in employing such instruments in managing its portfolio, its performance will be worse than if it did not invest in such instruments. Successful use by an Underlying fund of options on stock indices, index futures contracts (and options thereon) will be subject to its ability to correctly predict movements in the direction of the securities generally or of a particular market segment. In addition, Underlying Funds will pay commissions and other costs in connection with such investments, which may increase the Fund's expenses and reduce the return. In utilizing certain derivatives, an Underlying Fund's losses are potentially unlimited.

Derivative instruments may also involve the risk that other parties to the derivative contract may fail to meet their obligations, which could cause losses.

Underlying Funds in which the Fund invests may use derivatives to seek to manage the risks described below.

Interest rate risk. This is the risk that the market value of bonds owned by the Underlying Funds will fluctuate as interest rates go up and down.

Yield curve risk. This is the risk that there is an adverse shift in market interest rates of fixed income investments held by the Underlying Funds. The risk is associated with either flattening or steepening of the yield curve, which is a result of changing yields among comparable bonds with different maturities. If the yield curve flattens, then the yield spread between long- and short-term interest rates narrows and the price of a bond will change. If the curve steepens, then the spread between the long- and short-term interest rates increases which means long-term bond prices decrease relative to short-term bond prices.

Prepayment risk. This is the risk that the issuers of bonds owned by the Underlying Funds will prepay them at a time when interest rates have declined, any proceeds may have to be invested in bonds with lower interest rates, which can reduce the returns.

Liquidity risk. This is the risk that assets held by the Fund may not be liquid.

Credit risk. This is the risk that an issuer of a bond held by the Underlying Funds may default.

Market risk. This is the risk that the value of a security or portfolio of securities will change in value due to a change in general market sentiment or market expectations.

Inflation risk. This is the risk that the value of assets or income will decrease as inflation shrinks the purchasing power of a particular currency.

Commodity Risk. Some of the Underlying Funds and other instruments in the Fund's portfolio may invest directly or indirectly in physical commodities, such as gold, silver, and other precious materials. Accordingly, the Fund may be affected by changes in commodity prices which can move significantly in short periods of time and be affected by new discoveries or changes in government regulation. Income derived from investments in Underlying Funds that invest in commodities may not be qualifying income for purposes of the "regulated investment company" ("RIC") tax qualification tests. This could make it more difficult (or impossible) for the Fund to qualify as a RIC.

Furthermore, in August 2011, the Internal Revenue Service ("IRS") announced that it would stop issuing private letter rulings authorizing favorable tax treatment for funds that invest indirectly in commodities or derivatives based upon commodities. The IRS has previously issued a number of private letter rulings to funds in this area, concluding that such investments generate "qualifying income" for RIC qualification purposes. It is unclear how long this suspension will last. The IRS has not indicated that any previously issued rulings in this area will be affected by this suspension. This suspension of guidance by the IRS means that the tax treatment of such investments is now subject to some uncertainty.

RIC Qualification Risk. To qualify for treatment as a "regulated investment company" ("RIC") under the Internal Revenue Code (the "Code"), the Fund must meet certain income source, asset diversification and annual distribution requirements. Among other means of not satisfying the qualifications to be treated as a RIC, the Fund's investments in certain ETFs that invest in or hold physical commodities could cause the Fund to fail the income source component of the RIC requirements. If, in any year, the Fund fails to qualify as a RIC for any reason and does not use a "cure" provision, the Fund would be taxed as an ordinary corporation and would become (or remain) subject to corporate income tax. The resulting corporate taxes could substantially reduce the Fund's net assets, the amount of income available for distribution and the amount of distributions.

Passive Investment Risk. The "Core" portion of the Fund's investment philosophy is devoted to passive management. As such, it invests in securities that are representative of a certain benchmark or index regardless of investment merit. The Fund does not attempt to outperform its benchmark or index or take defensive positions in declining markets. As a result, the Fund's performance may be adversely affected by a general decline in the market segments relating to its benchmark or index.

Performance History

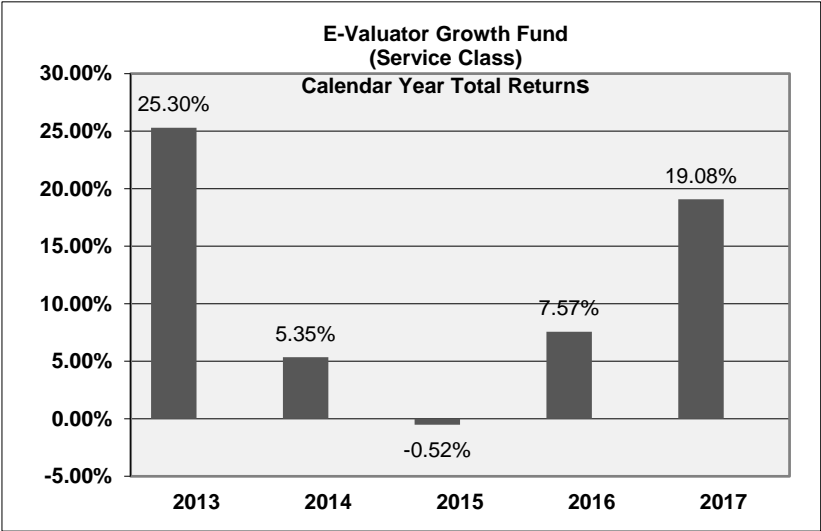
The performance information shows summary performance information for the Fund in a bar chart and an Average Annual Total Returns table. The information provides some indication of the risks of investing in the Fund by showing changes in its performance from year to year and by showing how the Fund's average annual returns compare with the returns of a broad-based securities market index.

The Fund is a successor to a bank-sponsored collective investment fund established pursuant to 12 C.F.R. 9.18 (The E-Valuator Growth Risk Managed Strategy (*i.e.*, the predecessor fund) which was terminated by its Trustee on May 26, 2016. Prior to its termination the predecessor fund was sub-advised by Interinvest International, Inc. ("Interinvest"), an advisory

affiliate of the Fund’s investment adviser where the Fund’s portfolio manager, Mr. Kevin Miller, is an associated person. The Fund commenced operations on May 26, 2016 on which date the predecessor fund’s assets were transferred to the Fund. The investment objective, strategy, policies, guidelines and restrictions of the Fund are, in all material respects, the same as those previously applicable to the predecessor fund. However, the predecessor fund was not registered or required to be registered as an investment company under the Investment Company Act of 1940 (the “1940 Act”), and the predecessor fund was not subject to certain investment limitations, diversification requirements, liquidity requirements, and other restrictions imposed by the 1940 Act and the Internal Revenue Code of 1986, as amended, which, if applicable, may have adversely affected its performance.

The performance presented for periods prior to the commencement of operations on May 26, 2016 is the historic performance of the predecessor fund (net of actual fees and expenses charged to predecessor fund). The performance of the predecessor fund has not been restated to reflect the fees, expenses and fee waivers and/or expense limitations applicable to each class of shares of the Fund. If the performance of the predecessor fund were restated to reflect the applicable fees and expenses of each class of shares of the Fund, the performance may have been lower than the performance shown in the bar chart and Average Annual Total Returns table on the following page. For periods following the Fund’s commencement of operations on May 26, 2016, the performance of each class of shares differs as a result of the different levels of fees and expenses applicable to each class of shares. The Fund’s past performance, before and after taxes, is not necessarily an indication of how the Fund will perform in the future.

Updated information on the Fund’s results can be obtained by visiting www.evaluatorfunds.com or by calling toll-free at 888-507-2798.



During the periods shown in the bar chart, the Fund’s highest return for a calendar quarter was 7.80% (quarter ending 9/30/2013) and the Fund’s lowest return for a calendar quarter was -7.40% (quarter ending 9/30/2015).

The following table shows how average annual total returns of the Fund compared to those of the Fund's benchmarks.

Average Annual Total Return as of December 31, 2017

The E-Valuator Growth RMS Fund – Service Class	1 Year	5 Years	Since Inception (February 29, 2012)
Return Before Taxes	19.08%	10.96%	10.67%
Return After Taxes on Distributions⁽¹⁾	15.04%	10.12%	9.96%
Return After Taxes on Distributions and Sale of Fund Shares⁽¹⁾	11.70%	8.42%	8.29%
S&P 500 Index (reflects no deduction for fees, expenses or taxes)	19.42%	13.39%	12.19%

¹ After-tax returns are calculated using the historical highest individual federal marginal income tax rates and do not reflect the impact of state and local taxes. Actual after-tax returns depend on an investor's tax situation and may differ from those shown. After-tax returns are not relevant to investors who hold their Fund shares through tax-deferred arrangements such as 401(k) plans or individual retirement accounts.

Investment Adviser

Systemelligence, LLC, is the investment adviser to the Fund.

Portfolio Manager

Kevin Miller, President and Portfolio Manager of the Adviser, has served as a portfolio manager to the Fund since its inception on May 26, 2016.

For important information about purchase and sale of fund shares, tax information and financial intermediary compensation, please turn to the sections of this prospectus entitled "Purchase and Sale of Fund Shares," "Tax Information," and "Payments to Broker-Dealers and Other Financial Intermediaries" on page 75 of the prospectus.

FUND SUMMARY – The E-Valuator Aggressive Growth RMS Fund

Investment Objective

The E-Valuator Aggressive Growth RMS (Risk-Managed Strategy) Fund (the “Fund”) seeks to provide maximize long term total return through principal appreciation with a secondary objective of current income.

Fees and Expenses of the Fund

This table describes the fees and expenses that you may pay if you buy and hold shares of the Fund.

Shareholder Fees (fees paid directly from your investment)	Service Class Shares
Maximum sales charge (load) imposed on purchases (as a percentage of offering price)	None
Maximum deferred sales charges (load) (as a percentage of the NAV at time of purchase)	None
Redemption Fee	None
Exchange Fee	None

Annual Fund Operating Expenses (expenses that you pay each year as a percentage of the value of your investment)	
Management Fee ⁽¹⁾	0.45%
Distribution (12b-1) and Service Fees	None
Other Expenses ⁽²⁾	0.21%
Shareholder Services Plan	0.01%
Acquired Fund Fees and Expenses	0.23%
Total Annual Fund Operating Expenses ⁽²⁾	0.90%
Fee Waivers and/or Expense Reimbursements ⁽¹⁾	(0.07%)
Total Annual Fund Operating Expenses (after fee waivers and expense reimbursements) ⁽¹⁾	0.83%

- (1) Systelligence, LLC (the “Adviser”), has contractually agreed to waive its management fee to 0.38%. Prior to February 1, 2018, the waiver was to 0.36%. Additionally, after giving effect to the foregoing fee waiver, the Adviser has agreed to limit the total expenses of the Fund (exclusive of interest, distribution fees pursuant to Rule 12b-1 Plans, taxes, acquired fund fees and expenses, brokerage commissions, dividend expense on short sales and other expenditures which are capitalized in accordance with generally accepted accounting principles and other extraordinary expenses not incurred in the ordinary course of business) to an annual rate of 0.80% of the average daily net assets of the Fund. Each waiver and/or reimbursement of an expense by the Adviser is subject to repayment by the Fund within three years following the date that such waiver was made or such expense was incurred, provided that the Fund is able to make the repayment without exceeding the expense limitation in place at the time of the waiver or reimbursement and at the time the waiver or reimbursement is recouped. The Adviser may not terminate these contractual arrangements prior to January 31, 2019.

- (2) Other Expenses and Total Annual Fund Operating Expenses have been restated to reflect modifications to the fees provided for under the contractual service arrangements in place with the Fund’s administrator.

Example

This example is intended to help you compare the cost of investing in the Fund with the cost of investing in other mutual funds. The example assumes that you invest \$10,000 in the Fund for the time periods indicated and then redeem all of your shares at the end of those periods. The example also assumes that your investment has a 5% return each year and that the Fund's operating expenses remain the same. The effect of the Adviser’s agreement to waive fees and/or reimburse expenses is only reflected in the first year of each example shown below. Although your actual costs may be higher or lower, based on these assumptions your costs would be:

Share Class	1 Year	3 Years	5 Years	10 Years
Service Class Shares	\$85	\$280	\$492	\$1,101

Portfolio Turnover

The Fund pays transaction costs, such as commissions, when it buys and sells securities (or “turns over” its portfolio). A higher portfolio turnover rate may indicate higher transaction costs and may result in higher taxes when Fund shares are held in a taxable account. These costs, which are not reflected in Total Annual Fund Operating Expenses or in the example, affect the Fund’s performance. During the most recent fiscal period ended September 30, 2017, the Fund’s portfolio turnover rate was 144.83% of the average value of its portfolio.

Principal Investment Strategies

The Fund seeks to achieve its objective by investing, under normal market conditions, in the securities of other unaffiliated investment companies (including open-end funds, exchange-traded funds (“ETFs”)) and closed-end funds (collectively referred to as “Underlying Funds”). The Fund utilizes a risk-managed strategy (thus, the term “RMS” in the Fund’s name), which involves the allocation of invested assets across multiple underlying investments in a manner that provides fluctuations in annualized returns that would be commensurate to an investor seeking to experience very low volatility in year-over-year returns. An investment’s volatility is commonly measured by standard deviation. Standard deviation provides the probably range of anticipated returns based on the performance fluctuations over previous time periods (1-year, 3-year, or 5-year). Investments with the lowest levels of standard deviation would be considered very conservative, while investments with higher levels of standard deviation would be considered more growth oriented and aggressive in nature (more volatile). The strategy of this Fund is to keep the level of annualized performance fluctuation within the parameters that would be suitable for an aggressive growth oriented investor, therefore being the most volatile investment of the funds within the family of funds comprising the E-Valuator Funds. The standard deviation goal for the Fund is to average between 9% to 13% over a 3-year timeframe or a 5-year timeframe.

The Fund identifies the volatility goals over 3-year and 5-year timeframes by stating the acceptable range of standard deviation for each timeframe. The Fund allocates assets across

three broad asset classes (money market, bonds, equities) in a manner that provides a high probability of meeting the accepted volatility goals. The Fund will not have more than 85% - 99% of its assets allocated to equities and will have the remainder allocated across money market and bonds based on continually changing market conditions.

The Fund will generally allocate 1%-15% of its assets into a variety of Underlying Funds that focus on investments in fixed income securities (e.g., money markets and bonds) that possess varying qualities of credit and duration including high-yield securities (also referred to as “junk bonds”). The remaining 85%-99% of the Fund’s assets will be generally allocated to equity securities that have the potential of providing dividends and growth on an annual basis. The equity allocation will be invested in Underlying

Funds that invest in U.S. and foreign securities (including emerging markets securities) and that focus on investments without regard to market capitalization (i.e., investments may include securities of issuers that would be considered small, medium and/or large capitalization companies). The Fund identifies an emerging market security based on it being placed on the Diversified Emerging Market equity category by Morningstar, Inc.

Systemelligence, LLC (the “Adviser”) incorporates a “Core and Satellite” management philosophy with, 50% to 80% of a category allocation invested in the “Core” holdings and the remaining amount investing in the “Satellite” holding. A category allocation is the amount of assets to be allocated into an investment category. Morningstar, Inc. has created what the Adviser believes to be an industry standard of investment categories, which aide in the recognition of an investment’s underlying holdings, e.g., Intermediate Term Bond Category, Short Term Government Bond Category, Domestic Large Cap Stock Category, etc. The “Core and Satellite” management philosophy is synonymous with “Passive Management” and “Active Management,” respectively. The “Core” component pertains to the portion of the Fund’s asset allocation that is devoted to passive management. Passive management is considered a form of investment management whereby the allocation mirrors the allocation of a benchmark, or index. The Fund’s allocation into “Core” holdings is achieved by investing a portion of the Fund’s assets into Underlying Funds that attempt to replicate the performance of a common index (e.g., S&P 500®, Russell 1000, Barclays US Aggregate Bond Index, etc.) (that is, passively managed Underlying Funds). The Fund’s allocation to “Satellite” holdings corresponds to the portion of the Fund’s portfolio that will be invested in actively managed Underlying Funds. Active management is considered a form of investment management whereby the allocation is driven by security selection and trading with an overriding goal of outperforming a stated index, or benchmark. By constructing the Fund’s portfolio with Core and Satellite holdings, the Adviser is blending two management philosophies in an effort to capture the returns of the market indexes through Core holding, while also seeking to enhance the overall performance with Satellite holding, and thus attempting to deliver above average performance.

The Adviser allocates the Fund’s assets with respect to Satellite holdings among the Underlying Funds by utilizing proprietary quantitatively based models in which an Underlying Fund must meet a rigorous performance criteria of outperforming the average of its peer group by a minimum of 10% across multiple timeframes (1 month, 3 month, 6 month, 1 year, 2 years, 3 years, and 5 years) to be considered a potential (or remain as an existing) investment in the Fund. The emphasis each timeframe has on the overriding analysis is determined through a proprietary weighting process that enables the Adviser to place more emphasis on various timeframes through a variety of market cycles. The Adviser’s asset allocation will be rebalanced when an allocation dispersion exceeding +/- 10% is

experienced. For instance, if an Underlying Fund's allocation of the Fund's total assets equals 15%, then the Adviser would rebalance if/when this investment's allocation exceeded 16.5% of the Fund's total assets ($110\% \times 15\% = 16.5\%$), or if/when this Underlying Fund's allocation as a percent of the Fund's total assets drops to less than 13.5% ($90\% \times 15\% = 13.5\%$).

The Fund selects its "Core" holdings by first arriving at an asset allocation across three broad asset classes (money market, bonds, and equities) that provides the highest probability of meeting the stated volatility goals. Once this broad asset allocation is determined, the second decision is the Fund will continue with allocations within each of the aforementioned broad asset classes. For instance, once the allocation percentage into equities has been determined, the next step would be to identify the amount allocated between Foreign and Domestic equities. Once this has been determined, the next decision is to determine the allocation into large companies, medium sized companies, and small companies within each equity sub-group. When the allocation based on company size has been determined, the Fund may dedicate a portion of that allocation into passive management, i.e. index, also referred to as "Core". Likewise the Fund may allocate a portion of the allocation into active management, also referred to as "Satellite".

Based on technical analysis of economic and market conditions, the Adviser may, from time to time, allocate up to 5% of the Fund's net assets to investments in ETFs that are tied to the performance of the broad general markets as measured by such indices as the S&P 500® Index. These ETFs may include leveraged and inverse ETFs. The long-position in ETFs would reflect the Adviser's assessment that the markets are moving in an upward direction. Whereas, an inverse position would reflect an assessment by the Adviser that the markets are generally moving downward. Depending upon the strength of the indicators in the Adviser's technical analysis, the Adviser allocate to ETFs that are leveraged and would thus anticipate a multiple (e.g., 2X) of the performance of the market in either an upward or downward direction. Due to the growth or decline in any allocation to this type of position, the Adviser would generally seek to re-balance the position whenever the amount allocated exceeds the amount initially allocated by plus or minus 2% of the Fund's net assets.

The Adviser sells or reduces the Fund's position in an Underlying Fund when the Underlying Fund's performance begins to lag the average of its respective peer group by 10% or more, and has done so for an average of 3-months or more. These performance tolerance standards are applied to multiple timeframes, i.e., 1-month, 3-months, 6-months, 1-year, 2-year, 3-year, and 5-year timeframes. These settings are subject to change as market conditions warrant.

The Fund may engage in frequent and active trading in order to achieve its investment objective.

The Fund may invest in Underlying Funds that utilize derivatives.

The Fund may focus, from time to time, its investments in a particular industry or sector for the purpose of capitalizing on the performance momentum due to significant changes in market conditions, economic conditions, geopolitical conditions, etc., as well as to reduce downside exposure to significant changes in conditions such as market, economic or geopolitical.

Suitable Investor: A suitable investor for this Fund would be an individual/entity that is tolerant to the daily fluctuations of the stock market (market risk), and is seeking growth.

Principal Risks

It is important that you closely review and understand the risks of investing in the Fund. The Fund's net asset value ("NAV") and investment return will fluctuate based upon changes in the value of its portfolio securities. You could lose money on your investment in the Fund, and the Fund could underperform other investments. There is no guarantee that the Fund will meet its investment objective. An investment in the Fund is not a deposit of a bank and is not insured or guaranteed by the Federal Deposit Insurance Corporation or any other government agency. The Principal Risks described herein pertain to direct risks of making an investment in the Fund and/or risks of the Underlying Funds.

Market Risk. The prices of securities held by the Fund may decline in response to certain events taking place around the world, including those directly involving the companies whose securities are owned by the Fund; conditions affecting the general economy; overall market changes; local, regional or global political, social or economic instability; and currency, interest rate and commodity price fluctuations.

Management Risk. The Fund is subject to management risk as an actively-managed investment portfolio. The Adviser's investment approach may fail to produce the intended results. If the Adviser's perception of an Underlying Fund's value is not realized in the expected time frame, the Fund's overall performance may suffer.

Growth Risk. If an Underlying Fund adviser's perceptions of a company's growth potential are wrong, the securities purchased by that Underlying Fund (and in turn the Fund) may not perform as expected reducing the Underlying Fund's and the Fund's return.

Other Investment Company Risk. The Fund will incur higher and duplicative expenses when it invests in Underlying Funds. There is also the risk that the Fund may suffer losses due to the investment practices of the underlying funds. When the Fund invests in an underlying mutual fund or ETF, the Fund will be subject to substantially the same risks as those associated with the direct ownership of securities comprising the underlying fund or index on which the ETF or index mutual fund is based and the value of the Fund's investments will fluctuate in response to the performance and risks of the underlying investments or index. Since the Fund invests in other investment companies that invest in equity securities, risks associated with investments in other investment companies will include stock market risk. In addition to the brokerage costs associated with the fund's purchase and sale of the underlying securities, ETFs and mutual funds incur fees that are separate from those of the Fund. As a result, the Fund's shareholders will indirectly bear a proportionate share of the operating expenses of the ETFs and mutual funds, in addition to Fund expenses. Because the Fund is not required to hold shares of underlying funds for any minimum period, it may be subject to, and may have to pay, short-term redemption fees imposed by the underlying funds. ETFs are subject to additional risks such as the fact that the market price of its shares may trade above or below its net asset value or an active market may not develop. The Fund has no control over the investments and related risks taken by the underlying funds in which it invests. The Investment Company Act of 1940 and the rules and regulations adopted under

that statute impose conditions on investment companies which invest in other investment companies, and as a result, the Fund is generally restricted on the amount of shares of another investment company to shares amounting to no more than 3% of the outstanding voting shares of such other investment company.

Closed-End Fund Risk. Closed-end funds may utilize more leverage than other types of investment companies. They can utilize leverage by issuing preferred stocks or debt securities to raise additional capital which can, in turn, be used to buy more securities and leverage its portfolio. Closed-end fund shares may also trade at a discount to their net asset value.

Exchange-Traded Fund Risk. In addition to risks generally associated with investments in investment company securities, ETFs are subject to the following risks that do not apply to traditional mutual funds: (i) an ETF's shares may trade at a market price that is above or below their net asset value; (ii) an active trading market for an ETF's shares may not develop or be maintained; (iii) the ETF may employ an investment strategy that utilizes high leverage ratios; or (iv) trading of an ETF's shares may be halted if the listing exchange's officials deem such action appropriate, the shares are de-listed from the exchange, or the activation of market-wide "circuit breakers" (which are tied to large decreases in stock prices) halts stock trading generally.

Inverse and Leveraged ETF Risks. To the extent that the Fund invests in inverse or leveraged ETFs, the value of the Fund's investment will decrease when the index underlying the ETF's benchmark rises, a result that is the opposite from traditional equity or bond funds. The net asset value and market price of leveraged or inverse ETFs are usually more volatile than the value of the tracked index or of other ETFs that do not use leverage. Inverse and leveraged ETFs use investment techniques and financial instruments that may be considered aggressive, including the use of derivative transactions and short selling techniques. Most inverse and leveraged ETFs are designed to achieve their stated objectives on a daily basis. Their performance over long periods of time can differ significantly from the performance or inverse of the performance of the underlying index during the same period of time. This effect can be magnified in volatile markets.

Index Management Risk. To the extent the Fund invests in an Underlying Fund that is intended to track a target index, it is subject to the risk that the Underlying Fund may track its target index less closely. For example, an adviser to the Underlying Fund may select securities that are not fully representative of the index, and the Underlying Fund's transaction expenses, and the size and timing of its cash flows, may result in the Underlying Fund's performance being different than that of its index. Additionally, the Underlying Fund will generally reflect the performance of its target index even when the index does not perform well.

Equity Risk. To the extent the Fund invests in Underlying Funds that invest in equity securities, it is subject to the risk that stock prices will fall over short or extended periods of time. Historically, the equity markets have moved in cycles, and the value of an Underlying Fund's equity securities may fluctuate drastically from day to day. Individual companies may report poor results or be negatively affected by industry and/or economic trends and developments. The prices of securities issued by such companies may suffer a decline in response. These factors contribute to price volatility.

Dividend-Paying Securities Risk. To the extent the Fund invests in Underlying Funds that invest in dividend-paying securities it will be subject to certain risks. The company issuing such securities may fail and have to decrease or eliminate its dividend. In such an event, an Underlying Fund, and in turn the Fund, may not only lose the dividend payout but the stock price of the company may fall.

Small- and Mid-Cap Risk. To the extent the Fund invests in Underlying Funds that invest in small- and mid-capitalization companies, the Fund will be subject to additional risks. Smaller companies may experience greater volatility, higher failure rates, more limited markets, product lines, financial resources, and less management experience than larger companies. Smaller companies may also have a lower trading volume, which may disproportionately affect their market price, tending to make them fall more in response to selling pressure than is the case with larger companies.

Volatility Risk. Equity securities tend to be more volatile than other investment choices. The value of an individual Underlying Fund can be more volatile than the market as a whole. This volatility affects the value of the Fund's shares.

Portfolio Turnover Risk. The Fund's investment strategy involves active trading and will result in a high portfolio turnover rate. A high portfolio turnover can result in correspondingly greater brokerage commission expenses. A high portfolio turnover may result in the distribution to shareholders of additional capital gains for tax purposes, some of which may be taxable at ordinary income rates. These factors may negatively affect performance.

Foreign Securities Risk. Underlying Funds in the Fund's portfolio may invest in foreign securities. Foreign securities are subject to additional risks not typically associated with investments in domestic securities. These risks may include, among others, currency risk, country risks (political, diplomatic, regional conflicts, terrorism, war, social and economic instability, currency devaluations and policies that have the effect of limiting or restricting foreign investment or the movement of assets), different trading practices, less government supervision, less publicly available information, limited trading markets and greater volatility.

Emerging Markets Securities Risk. To the extent that Underlying Funds invest in issuers located in emerging markets, the risk may be heightened by political changes, changes in taxation, or currency controls that could adversely affect the values of these investments. Emerging markets have been more volatile than the markets of developed countries with more mature economies.

Fixed Income Securities Risk. To the extent the Fund invests in Underlying Funds that invest in fixed income securities, the Fund will be subject to fixed income securities risks. While fixed income securities normally fluctuate less in price than stocks, there have been extended periods of increases in interest rates that have caused significant declines in fixed income securities prices. The values of fixed income securities may be affected by changes in the credit rating or financial condition of their issuers. Generally, the lower the credit rating of a security, the higher the degree of risk as to the payment of interest and return of principal.

Credit Risk. The issuer of a fixed income security may not be able to make interest and principal payments when due. Generally, the lower the credit rating of a security, the greater the risk that the issuer will default on its obligation.

Change in Rating Risk. If a rating agency gives a debt security a lower rating, the value of the debt security will decline because investors will demand a higher rate of return.

Interest Rate Risk. The value of the Fund may fluctuate based upon changes in interest rates and market conditions. As interest rates increase, the value of the Fund's income-producing investments may go down. For example, bonds tend to decrease in value when interest rates rise. Debt obligations with longer maturities typically offer higher yields, but are subject to greater price movements as a result of interest rate changes than debt obligations with shorter maturities.

Duration Risk. Prices of fixed income securities with longer effective maturities are more sensitive to interest rate changes than those with shorter effective maturities.

Prepayment Risk. The Fund may invest in Underlying Funds that invest in mortgage- and asset-backed securities, which are subject to fluctuations in yield due to prepayment rates that may be faster or slower than expected.

Income Risk. The Fund's income could decline due to falling market interest rates. In a falling interest rate environment, the Fund may be required to invest in Underlying Funds that invest their assets in lower-yielding securities. Because interest rates vary, it is impossible to predict the income or yield of the Fund for any particular period.

High-Yield Securities ("Junk Bond") Risk. To the extent that the Fund invests in Underlying Funds that invest in high-yield securities and unrated securities of similar credit quality (commonly known as "junk bonds"), the Fund may be subject to greater levels of interest rate and credit risk than funds that do not invest in such securities. Junk bonds are considered predominantly speculative with respect to the issuer's continuing ability to make principal and interest payments. An economic downturn or period of rising interest rates could adversely affect the market for these securities and reduce the Underlying Fund's ability to sell these securities (liquidity risk). If the issuer of a security is in default with respect to interest or principal payments, an investor may lose its entire investment, which will affect the Fund's return.

Industry or Sector Focus Risk. To the extent the Underlying Funds in which the Fund invests focus their investments in a particular industry or sector, the Fund's shares may be more volatile and fluctuate more than shares of a fund investing in a broader range of securities. One reason for dedicating assets to a specific industry or sector is to capitalize on performance momentum due to significant changes in market conditions, economic conditions, geopolitical conditions, etc. Another reason for dedicating assets to a specific industry or sector would be to reduce downside exposure due to a significant change in market conditions, economic conditions, geopolitical conditions, etc.

Derivatives Risk. Underlying Funds in the Fund's portfolio may use derivative instruments such as put and call options on stocks and stock indices, and index futures contracts and options thereon. There is no guarantee such strategies will work. The value of derivatives may rise or fall more rapidly than other investments. For some derivatives, it is possible to lose more than the amount invested in the derivative. Other risks of investments in derivatives include imperfect correlation between the value of these instruments and the underlying assets; risks of default by the other party to the derivative transactions; risks that

the transactions may result in losses that offset gains in portfolio positions; and risks that the derivative transactions may not be liquid. While futures contracts are generally liquid instruments, under certain market conditions they may become illiquid. As a result, the Underlying Fund, may not be able to close out a position in a futures contract at a time that is advantageous. The price of futures can be highly volatile; using them could lower total return, and the potential loss from futures can exceed the Underlying Fund's initial investment in such contracts. The Underlying Fund's use of derivatives may magnify losses for it and the Fund.

If the Underlying Fund is not successful in employing such instruments in managing its portfolio, its performance will be worse than if it did not invest in such instruments. Successful use by an Underlying fund of options on stock indices, index futures contracts (and options thereon) will be subject to its ability to correctly predict movements in the direction of the securities generally or of a particular market segment. In addition, Underlying Funds will pay commissions and other costs in connection with such investments, which may increase the Fund's expenses and reduce the return. In utilizing certain derivatives, an Underlying Fund's losses are potentially unlimited. Derivative instruments may also involve the risk that other parties to the derivative contract may fail to meet their obligations, which could cause losses.

Underlying Funds in which the Fund invests may use derivatives to seek to manage the risks described below.

Interest rate risk. This is the risk that the market value of bonds owned by the Underlying Funds will fluctuate as interest rates go up and down.

Yield curve risk. This is the risk that there is an adverse shift in market interest rates of fixed income investments held by the Underlying Funds. The risk is associated with either flattening or steepening of the yield curve, which is a result of changing yields among comparable bonds with different maturities. If the yield curve flattens, then the yield spread between long- and short-term interest rates narrows and the price of a bond will change. If the curve steepens, then the spread between the long- and short-term interest rates increases which means long-term bond prices decrease relative to short-term bond prices.

Prepayment risk. This is the risk that the issuers of bonds owned by the Underlying Funds will prepay them at a time when interest rates have declined, any proceeds may have to be invested in bonds with lower interest rates, which can reduce the returns.

Liquidity risk. This is the risk that assets held by the Fund may not be liquid.

Credit risk. This is the risk that an issuer of a bond held by the Underlying Funds may default.

Market risk. This is the risk that the value of a security or portfolio of securities will change in value due to a change in general market sentiment or market expectations.

Inflation risk. This is the risk that the value of assets or income will decrease as inflation shrinks the purchasing power of a particular currency.

Commodity Risk. Some of the Underlying Funds and other instruments in the Fund's portfolio may invest directly or indirectly in physical commodities, such as gold, silver, and other precious materials. Accordingly, the Fund may be affected by changes in commodity prices which can move significantly in short periods of time and be affected by new discoveries or changes in government regulation. Income derived from investments in Underlying Funds that invest in commodities may not be qualifying income for purposes of the "regulated investment company" ("RIC") tax qualification tests. This could make it more difficult (or impossible) for the Fund to qualify as a RIC.

Furthermore, in August 2011, the Internal Revenue Service ("IRS") announced that it would stop issuing private letter rulings authorizing favorable tax treatment for funds that invest indirectly in commodities or derivatives based upon commodities. The IRS has previously issued a number of private letter rulings to funds in this area, concluding that such investments generate "qualifying income" for RIC qualification purposes. It is unclear how long this suspension will last. The IRS has not indicated that any previously issued rulings in this area will be affected by this suspension. This suspension of guidance by the IRS means that the tax treatment of such investments is now subject to some uncertainty.

RIC Qualification Risk. To qualify for treatment as a "regulated investment company" ("RIC") under the Internal Revenue Code (the "Code"), the Fund must meet certain income source, asset diversification and annual distribution requirements. Among other means of not satisfying the qualifications to be treated as a RIC, the Fund's investments in certain ETFs that invest in or hold physical commodities could cause the Fund to fail the income source component of the RIC requirements. If, in any year, the Fund fails to qualify as a RIC for any reason and does not use a "cure" provision, the Fund would be taxed as an ordinary corporation and would become (or remain) subject to corporate income tax. The resulting corporate taxes could substantially reduce the Fund's net assets, the amount of income available for distribution and the amount of distributions.

Passive Investment Risk. The "Core" portion of the Fund's investment philosophy is devoted to passive management. As such, it invests in securities that are representative of a certain benchmark or index regardless of investment merit. The Fund does not attempt to outperform its benchmark or index or take defensive positions in declining markets. As a result, the Fund's performance may be adversely affected by a general decline in the market segments relating to its benchmark or index.

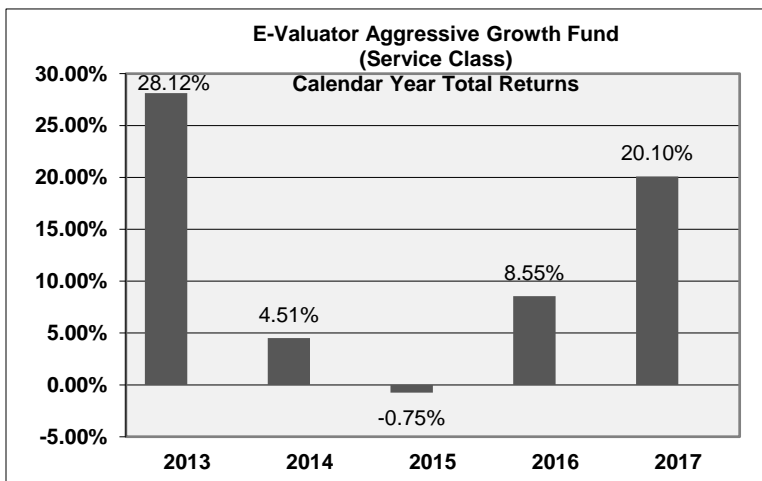
Performance History

The performance information shows summary performance information for the Fund in a bar chart and an Average Annual Total Returns table. The information provides some indication of the risks of investing in the Fund by showing changes in its performance from year to year and by showing how the Fund's average annual returns compare with the returns of a broad-based securities market index.

The Fund is a successor to a bank-sponsored collective investment fund established pursuant to 12 C.F.R. 9.18 (The E-Valuator Aggressive Growth Risk Managed Strategy (*i.e.*, the predecessor fund) which was terminated by its Trustee on May 26, 2016. Prior to its termination the predecessor fund was sub-advised by Intervest International, Inc. ("Intervest"), an advisory affiliate of the Fund's investment adviser where the Fund's portfolio manager, Mr. Kevin Miller, is an associated person. The Fund commenced operations on May 26, 2016 on which date the predecessor fund's assets were transferred to the Fund. The investment objective, strategy, policies, guidelines and restrictions of the Fund are, in all material respects, the same as those previously applicable to the predecessor fund. However, the predecessor fund was not registered or required to be registered as an investment company under the Investment Company Act of 1940 (the "1940 Act"), and the predecessor fund was not subject to certain investment limitations, diversification requirements, liquidity requirements, and other restrictions imposed by the 1940 Act and the Internal Revenue Code of 1986, as amended, which, if applicable, may have adversely affected its performance.

The performance presented for periods prior to the commencement of operations on May 26, 2016 is the historic performance of the predecessor fund (net of actual fees and expenses charged to predecessor fund). The performance of the predecessor fund has not been restated to reflect the fees, expenses and fee waivers and/or expense limitations applicable to each class of shares of the Fund. If the performance of the predecessor fund were restated to reflect the applicable fees and expenses of each class of shares of the Fund, the performance may have been lower than the performance shown in the bar chart and Average Annual Total Returns table on the following page. For periods following the Fund's commencement of operations on May 26, 2016, the performance of each class of shares differs as a result of the different levels of fees and expenses applicable to each class of shares. The Fund's past performance, before and after taxes, is not necessarily an indication of how the Fund will perform in the future.

Updated information on the Fund's results can be obtained by visiting www.evaluatorfunds.com or by calling toll-free at 888-507-2798.



During the periods shown in the bar chart, the Fund's highest return for a calendar quarter was 8.90% (quarter ending 9/30/2013) and the Fund's lowest return for a calendar quarter was -8.20% (quarter ending 9/30/2015).

The following table shows how average annual total returns of the Fund compared to those of the Fund's benchmarks.

Average Annual Total Return as of December 31, 2017

The E-Valuator Aggressive Growth RMS Fund – Service Class	1 Year	5 Years	Since Inception (February 29, 2012)
Return Before Taxes	20.10%	11.62%	10.87%
Return After Taxes on Distributions⁽¹⁾	16.20%	10.83%	10.20%
Return After Taxes on Distributions and Sale of Fund Shares⁽¹⁾	12.17%	8.98%	8.47%
S&P 500® Index (reflects no deduction for fees, expenses or taxes)	19.42%	13.39%	12.19%

⁽¹⁾ After-tax returns are calculated using the historical highest individual federal marginal income tax rates and do not reflect the impact of state and local taxes. Actual after-tax returns depend on an investor's tax situation and may differ from those shown. After-tax returns are not relevant to investors who hold their Fund shares through tax-deferred arrangements such as 401(k) plans or individual retirement accounts.

Investment Adviser

Systemelligence, LLC, is the investment adviser to the Fund.

Portfolio Manager

Kevin Miller, President and Portfolio Manager of the Adviser, has served as a portfolio manager to the Fund since its inception on May 26, 2016.

For important information about purchase and sale of fund shares, tax information and financial intermediary compensation, please turn to the sections of this prospectus entitled “Purchase and Sale of Fund Shares,” “Tax Information,” and “Payments to Broker-Dealers and Other Financial Intermediaries” on page 75 of the prospectus.

Purchase and Sale of Fund Shares

You may purchase, redeem or exchange shares of the Fund on days when the New York Stock Exchange is open for regular trading through a financial advisor, by mail (addressed to the appropriate E-Valuator Fund, 8730 Stony Point Parkway, Suite 205, Richmond, Virginia 23235), by wire, or by calling the Funds toll free at 888-507-2798. Purchases and redemptions by telephone are only permitted if you previously established this option on your account. The minimum initial purchase or exchange into a Fund is \$10,000 for Service Class Shares. Subsequent investments must be in amounts of \$100 or more Service Class Shares. The Funds may waive minimums for purchases or exchanges through employer-sponsored retirement plans and individual retirement accounts.

Tax Information

Each Fund's distributions will be taxed as ordinary income or capital gain, unless you are investing through a tax-deferred arrangement, such as a 401(k) plan or an individual retirement account in which case withdrawals will be taxed.

Payments to Broker-Dealers and Other Financial Intermediaries

If you purchase shares of the Funds through a broker-dealer or other financial intermediary (such as a bank), the Funds and their related companies may pay the intermediary for the sale of Fund shares and related services. These payments may create a conflict of interest by influencing the broker-dealer or other financial intermediary and your sales person to recommend the Funds over another investment. Ask your sales person or visit your financial intermediary's website for more information.

ADDITIONAL INFORMATION ABOUT THE FUNDS' INVESTMENTS

The Funds' investment objectives are as following:

- The E-Valuator Very Conservative RMS (Risk-Managed Strategy) Fund seeks as a primary objective to provide income and as a secondary objective stability of principal.
- The E-Valuator Conservative RMS (Risk-Managed Strategy) Fund seeks primarily to provide current income and, as a secondary objective, to provide growth through a small degree of exposure to equity markets.
- The E-Valuator Tactically Managed RMS (Risk-Managed Strategy) Fund seeks primarily to achieve growth of principal and as a secondary objective, to protect principal.
- The E-Valuator Moderate RMS (Risk-Managed Strategy) Fund seeks to provide both principal growth and income.
- The E-Valuator Growth RMS (Risk-Managed Strategy) Fund seeks as a primary objective to provide long term principal growth and as a secondary objective to provide current income.
- The E-Valuator Aggressive Growth RMS (Risk-Managed Strategy) Fund seeks to provide maximize long term total return through principal appreciation with a secondary objective of current income.

Each Fund's investment objective may be changed by the Board of Trustees without shareholder approval upon 60 days' written notice to shareholders.

In the remaining portion of this prospectus, each of the above mentioned mutual funds may be referred to generally as a "Fund" or collectively, as the "Funds".

The E-Valuator RMS Funds were designed to provide investors with the ease and efficiency of investing with money managers in an asset allocation that is suitable to the investor's particular risk temperament. The Adviser of The E-Valuator Funds determines the selection of the Underlying Funds and the asset allocations. The Adviser makes adjustments to the Underlying Funds and asset allocations based on market conditions and performance standards. In addition to the aforementioned asset allocation and management services, the allocations inside each of the E-Valuator RMS Funds are continually monitored and rebalanced back to the original allocation whenever a Fund experiences more than a 10% dispersion from the original allocation. Rebalancing is an industry accepted practice of forcing the asset management team to "lock-in gains" from stronger performing holdings, while re-investing those gains into holdings that have been out of favor with current market conditions. Rebalancing inside the E-Valuator RMS Funds occurs whenever the actual balance of an underlying fund expressed as a percentage of the total assets differs (either above or below) from the asset allocation percentage by more than 10%. For instance, if an E-Valuator RMS Fund has a 15% allocation to Intermediate Term Bonds (the sector), and the actual balance of the Intermediate Term Bond sector expressed as a percentage of the total Fund's assets is 18%, a rebalancing would be signaled because 18% exceeds the asset

allocation of 15% by more than 10%. A liquidation of the 3% excess amount (18% - 15% = 3%) would be automatically executed and re-invested into the other holdings bringing the Fund's account balances back in alignment with the original asset allocation percentages. It is common for rebalancing to be considered a methodology for increasing performance while minimizing volatility.

ADDITIONAL INFORMATION ABOUT RISK

It is important that you closely review and understand the risks of investing in the Fund. References herein to "the Fund" are to any one of the Funds generally. The Fund's net asset value ("NAV") and investment return will fluctuate based upon changes in the value of its portfolio securities. You could lose money on your investment in the Fund, and the Fund could underperform other investments. There is no guarantee that the Fund will meet its investment objective. An investment in the Fund is not a deposit of a bank and is not insured or guaranteed by the Federal Deposit Insurance Corporation or any other government agency. Below are some of the specific risks of investing in the Fund. Insofar as a Fund invests in Underlying Funds, it may be directly subject to the risks described in this section of the prospectus.

All Funds.

Market Risk. The prices of securities held by the Funds may decline in response to certain events taking place around the world, including those directly involving the companies whose securities are owned by the Funds; conditions affecting the general economy; overall market changes; local, regional or global political, social or economic instability; and currency, interest rate and commodity price fluctuations. The growth-oriented equity securities purchased by the Funds may involve large price swings and potential for loss. Investors in the Funds should have a long-term perspective and be able to tolerate potentially sharp declines in value.

Management Risk. The Funds are subject to management risk as an actively-managed investment portfolio. The Adviser's investment approach may fail to produce the intended results. If the Adviser's perception of an Underlying Fund's value is not realized in the expected time frame, the Fund's overall performance may suffer.

Other Investment Company Risk. The Funds will incur higher and duplicative expenses when they invest in Underlying Funds. There is also the risk that the Funds may suffer losses due to the investment practices of the underlying funds. When the Funds invest in an underlying mutual fund or ETF, the Funds will be subject to substantially the same risks as those associated with the direct ownership of securities comprising the underlying fund or index on which the ETF or index mutual fund is based and the value of a Fund's investments will fluctuate in response to the performance and risks of the underlying investments or index. Since the Funds invest in other investment companies that invest in equity securities, risks associated with investments in other investment companies will include stock market risk. In addition to the brokerage costs associated with the fund's purchase and sale of the underlying securities, ETFs and mutual funds incur fees that are separate from those of the Funds. As a result, the Funds' shareholders will indirectly bear a proportionate share of the operating expenses of the ETFs and mutual funds, in addition to Fund expenses. Because the Funds are not required to hold shares of underlying funds for any minimum period, it may be subject to, and may have to pay, short-term redemption fees imposed by the underlying

funds. ETFs are subject to additional risks such as the fact that the market price of its shares may trade above or below its net asset value or an active market may not develop. The Funds have no control over the investments and related risks taken by the underlying funds in which it invests. The Investment Company Act of 1940 and the rules and regulations adopted under that statute impose conditions on investment companies which invest in other investment companies, and as a result, the Funds are generally restricted on the amount of shares of another investment company to shares amounting to no more than 3% of the outstanding voting shares of such other investment company.

Closed-End Fund Risk. Closed-end funds may utilize more leverage than other types of investment companies. They can utilize leverage by issuing preferred stocks or debt securities to raise additional capital which can, in turn, be used to buy more securities and leverage its portfolio. Closed-end fund shares may also trade at a discount to their net asset value.

Exchange-Traded Fund Risk. In addition to risks generally associated with investments in investment company securities, ETFs are subject to the following risks that do not apply to traditional mutual funds: (i) an ETF's shares may trade at a market price that is above or below their net asset value; (ii) an active trading market for an ETF's shares may not develop or be maintained; (iii) the ETF may employ an investment strategy that utilizes high leverage ratios; or (iv) trading of an ETF's shares may be halted if the listing exchange's officials deem such action appropriate, the shares are de-listed from the exchange, or the activation of market-wide "circuit breakers" (which are tied to large decreases in stock prices) halts stock trading generally.

Inverse and Leveraged ETF Risks. To the extent that the Funds invest in inverse or leveraged ETFs, the value of a Fund's investment will decrease when the index underlying the ETF's benchmark rises, a result that is the opposite from traditional equity or bond funds. The net asset value and market price of leveraged or inverse ETFs are usually more volatile than the value of the tracked index or of other ETFs that do not use leverage. Inverse and leveraged ETFs use investment techniques and financial instruments that may be considered aggressive, including the use of derivative transactions and short selling techniques. Most inverse and leveraged ETFs are designed to achieve their stated objectives on a daily basis. Their performance over long periods of time can differ significantly from the performance or inverse of the performance of the underlying index during the same period of time. This effect can be magnified in volatile markets.

Index Management Risk. To the extent the Funds invest in an Underlying Fund that is intended to track a target index, it is subject to the risk that the Underlying Fund may track its target index less closely. For example, an adviser to the Underlying Fund may select securities that are not fully representative of the index, and the Underlying Fund's transaction expenses, and the size and timing of its cash flows, may result in the Underlying Fund's performance being different than that of its index. Additionally, the Underlying Fund will generally reflect the performance of its target index even when the index does not perform well.

Equity Risk. To the extent the Funds invest in Underlying Funds that invest in equity securities, it is subject to the risk that stock prices will fall over short or extended periods of time. Historically, the equity markets have moved in cycles, and the value of an Underlying Fund's equity securities may fluctuate drastically from day to day. Individual companies may

report poor results or be negatively affected by industry and/or economic trends and developments. The prices of securities issued by such companies may suffer a decline in response. These factors contribute to price volatility.

Dividend-Paying Securities Risk. To the extent the Funds invest in Underlying Funds that invest in dividend-paying securities it will be subject to certain risks. The company issuing such securities may fail and have to decrease or eliminate its dividend. In such an event, an Underlying Fund, and in turn the Fund, may not only lose the dividend payout but the stock price of the company may fall.

Small- and Mid-Cap Risk. To the extent the Funds (other than The E-Valuator Very Conservative RMS Fund) invest in Underlying Funds that invest in small- and mid-cap companies, the Funds will be subject to additional risks. These include: (1) the earnings and prospects of smaller companies are more volatile than larger companies; (2) smaller companies may experience higher failure rates than do larger companies; (3) the trading volume of securities of smaller companies is normally less than that of larger companies and, therefore, may disproportionately affect their market price, tending to make them fall more in response to selling pressure than is the case with larger companies; and (4) smaller companies may have limited markets, product lines or financial resources and may lack management experience.

Volatility Risk. Equity securities tend to be more volatile than other investment choices. The value of an individual Underlying Fund can be more volatile than the market as a whole. This volatility affects the value of the Funds' shares.

Portfolio Turnover Risk. The Funds' investment strategy involves active trading and will result in a high portfolio turnover rate. A high portfolio turnover can result in correspondingly greater brokerage commission expenses. A high portfolio turnover may result in the distribution to shareholders of additional capital gains for tax purposes, some of which may be taxable at ordinary income rates. These factors may negatively affect performance.

Foreign Securities Risk. To the extent the Funds (other than The E-Valuator Very Conservative RMS Fund) invest in Underlying Funds that invest in foreign securities, they may be subject to additional risks not typically associated with investments in domestic securities. These risks may include, among others, currency risk, country risks (political, diplomatic, regional conflicts, terrorism, war, social and economic instability, currency devaluations and policies that have the effect of limiting or restricting foreign investment or the movement of assets), different trading practices, less government supervision, less publicly available information, limited trading markets and greater volatility.

Emerging Markets Securities Risk. To the extent that Funds (other than The E-Valuator Very Conservative RMS Fund) invest in Underlying Funds that invest in issuers located in emerging markets, the risk may be heightened by political changes, changes in taxation, or currency controls that could adversely affect the values of these investments. Emerging markets have been more volatile than the markets of developed countries with more mature economies.

Fixed Income Securities Risk. While fixed income securities normally fluctuate less in price than stocks, there have been extended periods of increases in interest rates that have caused significant declines in fixed income securities prices. The values of fixed income securities may be affected by changes in the credit rating or financial condition of their

issuers. Generally, the lower the credit rating of a security, the higher the degree of risk as to the payment of interest and return of principal.

Credit Risk. The issuer of a fixed income security may not be able to make interest and principal payments when due. Generally, the lower the credit rating of a security, the greater the risk that the issuer will default on its obligation.

Change in Rating Risk. If a rating agency gives a debt security a lower rating, the value of the debt security will decline because investors will demand a higher rate of return.

Interest Rate Risk. The value of the Funds may fluctuate based upon changes in interest rates and market conditions. As interest rates increase, the value of the Funds' income-producing investments may go down. For example, bonds tend to decrease in value when interest rates rise. Debt obligations with longer maturities typically offer higher yields, but are subject to greater price movements as a result of interest rate changes than debt obligations with shorter maturities.

Duration Risk. Prices of fixed income securities with longer effective maturities are more sensitive to interest rate changes than those with shorter effective maturities.

Prepayment Risk. Certain types of fixed income securities such as mortgage- and asset-backed securities are subject to fluctuations in yield due to prepayment rates that may be faster or slower than expected.

Income Risk. The Funds' income could decline due to falling market interest rates. In a falling interest rate environment, the Fund may be required to invest its assets in lower-yielding securities. Because interest rates vary, it is impossible to predict the income or yield of the Fund for any particular period.

High-Yield Securities ("Junk Bond") Risk. To the extent that the Funds invest in Underlying Funds that invest in high-yield securities and unrated securities of similar credit quality (commonly known as "junk bonds"), the Funds may be subject to greater levels of interest rate and credit risk than funds that do not invest in such securities. Junk bonds are considered predominately speculative with respect to the issuer's continuing ability to make principal and interest payments. An economic downturn or period of rising interest rates could adversely affect the market for these securities and reduce the Funds' ability to sell these securities (liquidity risk). If the issuer of a security is in default with respect to interest or principal payments, the Fund may lose its entire investment, which will affect the Funds' return.

Industry or Sector Focus Risk. To the extent the Underlying Funds in which the Fund invests focus their investments in a particular industry or sector, the Fund's shares may be more volatile and fluctuate more than shares of a fund investing in a broader range of securities. One reason for dedicating assets to a specific industry or sector is to capitalize on performance momentum due to significant changes in market conditions, economic

conditions, geopolitical conditions, etc. Another reason for dedicating assets to a specific industry or sector would be to reduce downside exposure due to a significant change in market conditions, economic conditions, geopolitical conditions, etc.

Derivatives Risk. The Underlying Funds in the Funds' portfolio, may utilize derivatives, such as futures contracts, put and call options on stocks and stock indices, and index futures contracts and options thereon. There is no guarantee such strategies will work. The value of derivatives may rise or fall more rapidly than other investments. For some derivatives, it is possible to lose more than the amount invested in the derivative. Other risks of investments in derivatives include imperfect correlation between the value of these instruments and the underlying assets; risks of default by the other party to the derivative transactions; risks that the transactions may result in losses that offset gains in portfolio positions; and risks that the derivative transactions may not be liquid.

While futures contracts are generally liquid instruments, under certain market conditions they may become illiquid. As a result, an Underlying Fund, may not be able to close out a position in a futures contract at a time that is advantageous. The price of futures can be highly volatile; using them could lower total return, and the potential loss from futures can exceed the Underlying Fund's initial investment in such contracts. The Underlying Funds' use of derivatives may magnify losses.

If the Underlying Funds are not successful in employing such instruments in managing its portfolio, the Funds' performance will be worse than if it did not invest in Underlying Funds employing such strategies. Successful use by an Underlying Fund of derivatives will be subject to its ability to correctly predict movements in the direction of the securities generally or of a particular market segment. In addition, Underlying Funds will pay commissions and other costs in connection with such investments, which may increase the Funds' expenses and reduce the return. In utilizing certain derivatives, an Underlying Fund's losses are potentially unlimited. Derivative instruments may also involve the risk that other parties to the derivative contract may fail to meet their obligations, which could cause losses.

With respect to fixed income securities, an Underlying Fund may use derivatives to seek to manage the risks described below.

Interest rate risk. This is the risk that the market value of bonds owned by the Underlying Funds will fluctuate as interest rates go up and down.

Yield curve risk. This is the risk that there is an adverse shift in market interest rates of fixed income investments held by the Underlying Funds. The risk is associated with either flattening or steepening of the yield curve, which is a result of changing yields among comparable bonds with different maturities. If the yield curve flattens, then the yield spread between long- and short-term interest rates narrows and the price of a bond will change. If the curve steepens, then the spread between the long- and short-term interest rates increases which means long-term bond prices decrease relative to short-term bond prices.

Prepayment risk. This is the risk that the issuers of bonds owned by the Underlying Funds will prepay them at a time when interest rates have declined.

Because interest rates have declined, the Underlying Funds may have to reinvest the proceeds in bonds with lower interest rates, which can reduce the Underlying Funds' and the Funds' returns.

Liquidity risk. This is the risk that assets held by the Funds may not be liquid.

Credit risk. This is the risk that an issuer of a bond held by the Underlying Funds may default.

Market risk. This is the risk that the value of a security or portfolio of securities will change in value due to a change in general market sentiment or market expectations.

Inflation risk. This is the risk that the value of assets or income will decrease as inflation shrinks the purchasing power of a particular currency.

Commodity Risk. Some of the Underlying Funds may invest directly or indirectly in physical commodities, such as gold, silver, and other precious materials. Accordingly, the Funds may be affected by changes in commodity prices which can move significantly in short periods of time and be affected by new discoveries or changes in government regulation.

In August 2011, the Internal Revenue Service ("IRS") announced that it would stop issuing private letter rulings authorizing favorable tax treatment for funds that invest indirectly in commodities or derivatives based upon commodities. The IRS has previously issued a number of private letter rulings to funds in this area, concluding that such investments generate "qualifying income" for RIC qualification purposes. It is unclear how long this suspension will last. The IRS has not indicated that any previously issued rulings in this area will be affected by this suspension. This suspension of guidance by the IRS means that the tax treatment of such investments is now subject to some uncertainty.

RIC Qualification Risk. To qualify for treatment as a RIC under the Code, the Funds must meet certain income source, asset diversification and annual distribution requirements. Among other means of not satisfying the qualifications to be treated as a RIC, the Funds' investments in ETFs that invest in physical commodities may make it more difficult for the Funds to meet these requirements. If, in any year, a Fund fails to qualify as a RIC for any reason, the Fund would be taxed as an ordinary corporation and would become (or remain) subject to corporate income tax. The resulting corporate taxes could substantially reduce a Fund's net assets, the amount of income available for distribution and the amount of our distributions. Such a failure would have a material adverse effect on the Funds and their shareholders. In such case, distributions to shareholders generally would be eligible (i) for treatment as qualified dividend income in the case of individual shareholders, and (ii) for the dividends-received deduction in the case of corporate shareholders, provided certain holding period requirements are satisfied. In such circumstances, the Funds could be required to recognize unrealized gains, pay substantial taxes and interest and make substantial distributions before requalifying as a RIC that is accorded special treatment.

Passive Investment Risk. The “Core” portion of each Fund’s investment philosophy is devoted to passive management. As such, it invests in securities that are representative of a certain benchmark or index regardless of investment merit. The Funds do not attempt to outperform its benchmark or index or take defensive positions in declining markets. As a result, the Funds’ performance may be adversely affected by a general decline in the market segments relating to its benchmark or index.

Temporary Investments. To respond to adverse market, economic, political or other conditions, the Funds may invest 100% of their total assets, without limitation, in high-quality short-term debt securities. These short-term debt securities include: treasury bills, commercial paper, certificates of deposit, bankers’ acceptances, U.S. Government securities and repurchase agreements. While the Funds are in a defensive position, the opportunity to achieve their respective investment objectives will be limited. The Funds may also invest a substantial portion of their respective assets in such instruments at any time to maintain liquidity or pending selection of investments in accordance with its policies. When the Funds take such a position, they may not achieve their investment objectives.

MANAGEMENT

The Investment Adviser. Systelligence, LLC (the “Adviser”), 7760 France Avenue South, Ste. 620, Bloomington, MN, 55435, serves as investment adviser to each Fund. The Adviser is controlled by Kevin Miller. Mr. Collin John Miller owns 25% of the Adviser and the remaining ownership is held by Mr. Tyler Jordan Miller and Mr. Jacob Robert Miller, who are each related to Mr. Kevin Miller. Subject to the authority of the Board of Trustees, the Adviser is responsible for management of the Funds’ investment portfolios. The Adviser is responsible for selecting each Fund’s investments according to the Fund’s investment objective, policies and restrictions. The Adviser was established in May 2016. As of the date of this prospectus, the Adviser manages The E-Valuator Funds. As of December 31, 2017, the Adviser had approximately \$565 million in assets under management.

The Adviser also furnishes each Fund with office space and certain administrative services. For its services, the Adviser is entitled to receive an annual management fee calculated daily and payable monthly, as a percentage of each Fund’s average daily net assets at the rate of 0.45%. For the fiscal year ended September 30, 2017, the Adviser received investment advisory fees from The E-Valuator Very Conservative RMS Fund, The E-Valuator Conservative RMS Fund, The E-Valuator Tactically Managed RMS Fund, The E-Valuator Moderate RMS Fund, The E-Valuator Growth RMS Fund, and The E-Valuator Aggressive Growth RMS Fund at the annual rate of 0.36%, respectively, of each Fund’s average daily net assets.

The Adviser has contractually agreed to waive its management fee with respect to each Fund to 0.38%. Prior to February 1, 2018, this waiver was to 0.36%. Additionally, after giving effect to the foregoing fee waiver, the Adviser has agreed to limit the total expenses of each of the Funds (exclusive of interest, distribution fees pursuant to Rule 12b-1 Plans, taxes, acquired fund fees and expenses, brokerage commissions, extraordinary expenses and dividend expense on short sales) to an annual rate of 0.80% of the average daily net assets of each of the Fund. Each waiver and/or reimbursement of an expense by the Adviser is subject to repayment by each Fund within three fiscal years following the fiscal

year in which the expense was incurred, provided that the particular Fund is able to make the repayment without exceeding the expense limitation in place at the time of the waiver or reimbursement and at the time the waiver or reimbursement is recouped. The Adviser may not terminate these contractual arrangements prior to January 31, 2019 except pursuant to mutual consent between the Board of Trustees and the Adviser or in the event that the advisory agreement is terminated.

A discussion regarding the basis for the initial approval by the Board of Trustees of the investment advisory agreement for the Funds is available in the Funds' annual report for the period ending September 30, 2016 and will be available in the Funds' semi-annual report for the period ending March 31, 2018.

The Portfolio Manager

The Funds are managed on a day-to-day basis by Kevin Miller.

Mr. Miller created and began managing risk managed strategies for individual and corporate clients in 1997. His philosophy is grounded on the ability to maintain an independent perspective. Asset allocations of each Risk Managed Strategy are focused on the prudent, industry accepted standards toward volatility that is suitable to investors of varying risk temperaments. In 2012, Kevin successfully launched a series of Risk Managed collective investment funds that provided investment management services to thousands of investors and had over \$500 million in assets. As the representative of the sub-advisor to the collective investment funds that were the predecessor funds to the Funds, Mr. Miller practiced the concept of selecting managers that have below average expense ratios, with below average volatility, and consistently above average returns relative to the average of their respective peers (per Morningstar, Inc.) and is the recipe to Mr. Miller's success.

Prior to the creation of the predecessor funds to the Funds, and since their launch, Mr. Miller has been working with clients (individuals and corporations) as an investment advisor representative of Interwest International, Inc. since February 2006 assisting with the proper selection of money managers and asset allocation in a suitable manner to each client's risk temperament. Prior to this, Mr. Miller was a registered representative with Interwest International Equities Corp. since November 1986.

The SAI provides additional information about each portfolio manager's compensation, other accounts managed by the portfolio managers, and the portfolio managers' ownership in the Funds.

The Trust

The Funds are each series of the World Funds Trust, an open-end management investment company organized as a Delaware statutory trust on April 9, 2007. The Trustees supervise the operations of the Funds according to applicable state and federal law, and the Trustees are responsible for the overall management of the Funds' business affairs.

Shareholder Servicing Plan

Each of the Funds has adopted a shareholder service plan with respect to its Service Class Shares. Under a shareholder services plan, each of the Funds may pay an authorized firm up

to 0.15% on an annualized basis of average daily net assets attributable to its customers who are shareholders. For this fee, the authorized firms may provide a variety of services, such as: 1) receiving and processing shareholder orders; 2) performing the accounting for the shareholder's account; 3) maintaining retirement plan accounts; 4) answering questions and handling correspondence for individual accounts; 5) acting as the sole shareholder of record for individual shareholders; 6) issuing shareholder reports and transaction confirmations; 7) executing daily investment "sweep" functions; and 8) furnishing investment advisory services.

Because the Funds have adopted the shareholder services plan to compensate authorized firms for providing the types of services described above, the Funds believe the shareholder services plan are not covered by Rule 12b-1 under the 1940 Act, which relates to payment of distribution fees. The Funds, however, follow the procedural requirements of Rule 12b-1 in connection with the implementation and administration of each shareholder services plan.

An authorized firm generally represents in a service agreement used in connection with the shareholder services plan that all compensation payable to the authorized firm from its customers in connection with the investment of their assets in the Funds will be disclosed by the authorized firm to its customers. It also generally provides that all such compensation will be authorized by the authorized firm's customers.

The Funds do not monitor the actual services being performed by an authorized firm under the plan and related service agreement. The Funds also do not monitor the reasonableness of the total compensation that an authorized firm may receive, including any service fee that an authorized firm may receive from the Funds and any compensation the authorized firm may receive directly from its clients.

Other Expenses

In addition to the investment advisory fees, the Funds pay all expenses not assumed by the Adviser, including, without limitation, the following: the fees and expenses of its independent accountants and legal counsel; the costs of printing and mailing to shareholders annual and semi-annual reports, proxy statements, prospectuses, statements of additional information, and supplements thereto; the costs of printing registration statements; bank transaction charges and custodian's fees; any proxy solicitors' fees and expenses; filing fees; any federal, state, or local income or other taxes; any interest; any membership fees of the Investment Company Institute and similar organizations; fidelity bond and Trustees' liability insurance premiums; and any extraordinary expenses, such as indemnification payments or damages awarded in litigation or settlements made.

Portfolio Holdings

A description of the Funds' policies and procedures with respect to the disclosure of the Funds' portfolio securities is available in the Funds' Statement of Additional Information. Complete holdings (as of the dates of such reports) are available in reports on Form N-Q and Form N-CSR filed with the SEC.

HOW TO BUY SHARES

You may purchase shares of the Funds through financial intermediaries, such as fund supermarkets or through brokers or dealers who are authorized by the Distributor to sell shares of the Funds (collectively, "Financial Intermediaries"). You may also purchase shares directly from the Distributor. You may request a copy of this prospectus by calling the Funds toll free at 888-507-2798. Financial Intermediaries may require the payment of fees from their individual clients, which may be different from those described in this prospectus. For example, Financial Intermediaries may charge transaction fees or set different minimum investment amounts. Financial Intermediaries may also have policies and procedures that are different from those contained in this prospectus. Investors should consult their Financial Intermediary regarding its procedures for purchasing and selling shares of the Funds as the policies and procedures may be different. The price you pay for a share of a Fund is the net asset value next determined upon receipt by the Transfer Agent or financial intermediary. The Funds will be deemed to have received your purchase or redemption order when the Financial Intermediary receives the order. Such Financial Intermediaries are authorized to designate other intermediaries to receive purchase and redemption orders on the Funds' behalf.

Certain Financial Intermediaries may have agreements with the Funds that allow them to enter confirmed purchase and redemption orders on behalf of clients and customers. Under this arrangement, the Financial Intermediary must send your payment to the Funds by the time the Funds price their shares on the following business day.

The Funds are not responsible for ensuring that a Financial Intermediary carries out its obligations. You should look to the Financial Intermediary through whom you wish to invest for specific instructions on how to purchase or redeem shares of the Funds.

Minimum Investments. The minimum initial investment for Service Class Shares is \$10,000. Subsequent investments must be in amounts of \$100 or more. The Trust may waive the minimum initial investment requirement for purchases made by directors, officers and employees of the Trust. The Trust may also waive the minimum investment requirement for purchases by its affiliated entities and certain related advisory accounts and retirement accounts (such as IRAs). The Trust may also change or waive policies concerning minimum investment amounts at any time. The Trust retains the right to refuse to accept an order.

Customer Identification Program. Federal regulations require that the Trust obtain certain personal information about you when opening a new account. As a result, the Trust must obtain the following information for each person that opens a new account:

- Name;
- Date of birth (for individuals);
- Residential or business street address (although post office boxes are still permitted for mailing); and
- Social security number, taxpayer identification number, or other identifying number.

You may also be asked for a copy of your driver's license, passport, or other identifying document in order to verify your identity. In addition, it may be necessary to verify your

identity by cross referencing your identification information with a consumer report or other electronic database. Additional information may be required to open accounts for corporations and other entities.

After an account is opened, the Trust may restrict your ability to purchase additional shares until your identity is verified. The Trust also may close your account or take other appropriate action if it is unable to verify your identity within a reasonable time.

If your account is closed for this reason, your shares will be redeemed at the NAV next calculated after the account is closed.

Purchases by Mail. For initial purchases, the account application, which accompanies this prospectus, should be completed, signed and mailed to Commonwealth Fund Services, Inc. (the "Transfer Agent"), each Fund's transfer and dividend disbursing agent, at 8730 Stony Point Parkway, Suite 205, Richmond, Virginia 23235 together with your check payable to the respective Fund. When you buy shares, be sure to specify the Fund and class of shares in which you choose to invest. For subsequent purchases, include with your check the tear-off stub from a prior purchase confirmation or otherwise identify the name(s) of the registered owner(s) and social security number(s).

Purchases by Wire. You may purchase shares by requesting your bank to transmit by wire directly to the Transfer Agent. To invest by wire, please call the Funds toll free at 888-507-2798 or the Transfer Agent at (800) 628-4077 to advise the Trust of your investment and to receive further instructions. Your bank may charge you a small fee for this service. Once you have arranged to purchase shares by wire, please complete and mail the account application promptly to the Transfer Agent. This account application is required to complete the Funds' records. You will not have access to your shares until the purchase order is completed in good form, which includes the receipt of completed account information by the Transfer Agent. Once your account is opened, you may make additional investments using the wire procedure described above. Be sure to include your name and account number in the wire instructions you provide your bank.

Purchases by Telephone. You may also purchase shares by telephone, by contacting the Funds toll free at 888-507-2798 or the Transfer Agent at (800) 628-4077.

Other Purchase Information. You may purchase and redeem Fund shares, or exchange shares of the Funds for those of another, by contacting any broker authorized by the Distributor to sell shares of the Funds, by contacting the Funds toll free at 888-507-2798 or by contacting the Transfer Agent, at 8730 Stony Point Parkway, Suite 205, Richmond, Virginia 23235 or by telephoning (800) 628-4077. Brokers may charge transaction fees for the purchase or sale of the Funds' shares, depending on your arrangement with the broker.

HOW TO SELL SHARES

You may redeem your shares of the Funds at any time and in any amount by contacting your Financial Intermediary or by contacting the Funds by mail or telephone. For your protection, the Transfer Agent will not redeem your shares until it has received all information and documents necessary for your request to be considered in "proper order." The Transfer

Agent will promptly notify you if your redemption request is not in proper order. The Transfer Agent cannot accept redemption requests which specify a particular date for redemption or which specify any special conditions.

The Funds typically expect to meet redemption requests through cash holdings or cash equivalents and anticipates using these types of holdings on a regular basis. The Funds typically expect to pay redemption proceeds for shares redeemed within the following days after receipt by the transfer agent of a redemption request in proper form: (i) for payment by check, the Funds typically expect to mail the check within two business days; and (ii) for payment by wire or ACH, the Funds typically expect to process the payment within two business days. Payment of redemption proceeds may take up to 7 days as permitted under the Investment Company Act of 1940. Under unusual circumstances as permitted by the Securities and Exchange Commission (the "SEC"), the Funds may suspend the right of redemption or delay payment of redemption proceeds for more than 7 days. When shares are purchased by check or through ACH, the proceeds from the redemption of those shares will not be paid until the purchase check or ACH transfer has been converted to federal funds, which could take up to 15 calendar days.

To the extent cash holdings or cash equivalents are not available to meet redemption requests, the Funds will meet redemption requests by either (i) rebalancing their overweight securities or (ii) selling portfolio assets. In addition, if the Fund determine that it would be detrimental to the best interest of the Funds' remaining shareholders to make payment in cash, the Funds may pay redemption proceeds in whole or in part by a distribution-in-kind of readily marketable securities.

If you sell your Shares through a securities dealer or investment professional, it is such person's responsibility to transmit the order to the Fund in a timely fashion. Any loss to you resulting from failure to do so must be settled between you and such person.

Delivery of the proceeds of a redemption of shares purchased and paid for by check shortly before the receipt of the redemption request may be delayed until the Funds determine that the Transfer Agent has completed collection of the purchase check, which may take up to 15 days. Also, payment of the proceeds of a redemption request for an account for which purchases were made by wire may be delayed until the Funds receive a completed account application for the account to permit the Funds to verify the identity of the person redeeming the shares and to eliminate the need for backup withholding.

Redemption By Mail. To redeem shares by mail, send a written request for redemption, signed by the registered owner(s) exactly as the account is registered, to: the name of the Fund, Attn: Redemptions, 8730 Stony Point Parkway, Suite 205, Richmond, VA 23235. Certain written requests to redeem shares may require signature guarantees. For example, signature guarantees may be required if you sell a large number of shares, if your address of record on the account application has been changed within the last 30 days, or if you ask that the proceeds be sent to a different person or address. Signature guarantees are used to help protect you and the Funds. You can obtain a signature guarantee from most banks or securities dealers, but not from a Notary Public. Please call the Transfer Agent at (800) 628-4077 to learn if a signature guarantee is needed or to make sure that it is completed appropriately in order to avoid any processing delays. There is no charge to shareholders for redemptions by mail.

Redemption By Telephone. You may redeem your shares by telephone provided that you requested this service on your initial account application. If you request this service at a later date, you must send a written request along with a signature guarantee to the Transfer Agent. Once your telephone authorization is in effect, you may redeem shares by calling the Transfer Agent at (800) 628-4077. There is no charge to shareholders for redemptions by telephone. If it should become difficult to reach the Transfer Agent by telephone during periods when market or economic conditions lead to an unusually large volume of telephone requests, a shareholder may send a redemption request by overnight mail to the Transfer Agent at 8730 Stony Point Parkway, Suite 205, Richmond, Virginia 23235.

Redemption By Wire. If you request that your redemption proceeds be wired to you, please call your bank for instructions prior to writing or calling the Transfer Agent. Be sure to include your name, Fund name, Fund account number, your account number at your bank and wire information from your bank in your request to redeem by wire.

The Funds will not be responsible for any losses resulting from unauthorized transactions (such as purchases, sales or exchanges) if it follows reasonable security procedures designed to verify the identity of the investor. You should verify the accuracy of your confirmation statements immediately after you receive them. There is no charge to shareholders for redemptions by wire.

Redemption in Kind. The Funds typically expect to satisfy requests by using holdings of cash or cash equivalents or selling portfolio assets. On a less regular basis, and if the Adviser believes it is in the best interest of a Fund and its shareholders not to sell portfolio assets, the Fund may satisfy redemption requests by using short-term borrowing from the Fund's custodian to the extent such arrangements are in place with the custodian. These methods normally will be used during both regular and stressed market conditions. In addition to paying redemption proceeds in cash, the Funds reserve the right to make payment for a redemption in securities rather than cash, which is known as a "redemption in kind." While the Funds do not intend, under normal circumstances, to redeem its shares by payment in kind, it is possible that conditions may arise in the future which would, in the opinion of the Trustees, make it undesirable for a Fund to pay for all redemptions in cash. In such a case, the Trustees may authorize payment to be made in readily marketable portfolio securities of a Fund. Securities delivered in payment of redemptions would be valued at the same value assigned to them in computing a Fund's net asset value per share. Shareholders receiving them may incur brokerage costs when these securities are sold and will be subject to market risk until such securities are sold. An irrevocable election has been filed under Rule 18f-1 of the 1940 Act, wherein the Fund must pay redemptions in cash, rather than in kind, to any shareholder of record of the Fund who redeems during any 90-day period, the lesser of (a) \$250,000 or (b) 1% of the Fund's net asset value at the beginning of such period. Redemption requests in excess of this limit may be satisfied in cash or in kind at a Fund's election.

GENERAL INFORMATION

Signature Guarantees. To help protect you and the Funds from fraud, signature guarantees are required for: (1) all redemptions ordered by mail if you require that the check be made payable to another person or that the check be mailed to an address other than the one indicated on the account registration; (2) all requests to transfer the

registration of shares to another owner; and (3) all authorizations to establish or change telephone redemption service, other than through your initial account application. Signature guarantees may be required for certain other reasons. For example, a signature guarantee may be required if you sell a large number of shares or if your address of record on the account has been changed within the last thirty (30) days.

In the case of redemption by mail, signature guarantees must appear on either: (1) the written request for redemption; or (2) a separate instrument of assignment (usually referred to as a "stock power") specifying the total number of shares being redeemed. The Trust may waive these requirements in certain instances.

An original signature guarantee assures that a signature is genuine so that you are protected from unauthorized account transactions. Notarization is not an acceptable substitute. Acceptable guarantors only include participants in the Securities Transfer Agents Medallion Program (STAMP2000). Participants in STAMP2000 may include financial institutions such as banks, savings and loan associations, trust companies, credit unions, broker-dealers and member firms of a national securities exchange.

Proper Form. Your order to buy shares is in proper form when your completed and signed account application and check or wire payment is received. Your written request to sell or exchange shares is in proper form when written instructions signed by all registered owners, with a signature guarantee if necessary, is received by the Funds.

Small Account Balances. If the value of your account falls below the minimum account balance of \$1,000, the Funds may ask you to increase your balance. If the account value is still below the minimum balance after 60 days, the Funds may close your account and send you the proceeds. The Funds will not close your account if it falls below this amount solely as a result of Fund performance. Please check with your Financial Intermediary concerning required minimum account balances. You should note that should a redemption occur with regards to a non-retirement account, such redemption would be subject to taxation. Please refer to the section entitled "Dividends, Distributions and Taxes" below.

In the event that a shareholder's account falls below the stated minimums below due to market fluctuation, the Funds will not redeem the account. You should note that should a voluntary redemption occur with regards to a non-retirement account, such redemption would be subject to taxation. Please refer to the section entitled Dividends, Distributions and Taxes below.

Automatic Investment Plan. Existing shareholders, who wish to make regular monthly investments in amounts of \$100 or more, may do so through the Automatic Investment Plan. Under the Automatic Investment Plan, your designated bank or other financial institution debits a pre-authorized amount from your account on or about the 15th day of each month and applies the amount to the purchase of Fund shares. To use this service, you must authorize the transfer of funds by completing the Automatic Investment Plan section of the account application and sending a blank voided check.

Exchange Privilege. To the extent that the Adviser manages other funds in the Trust, you may exchange all or a portion of your shares in the Funds for shares of the same class of certain other funds of the Trust managed by the Adviser having different investment

objectives, provided that the shares of the fund you are exchanging into are registered for sale in your state of residence. An exchange is treated as a redemption and purchase and may result in realization of a taxable gain or loss on the transaction. You won't pay a deferred sales charge on an exchange; however, when you sell the shares you acquire in an exchange, you will pay a deferred sales charge based on the date you bought the original shares you exchanged. As of the date of this Prospectus, the Adviser manages 6 funds in the Trust.

Frequent purchases and redemptions ("Frequent Trading") (as discussed below) can adversely impact Fund performance and shareholders. Therefore, the Trust reserves the right to temporarily or permanently modify or terminate the Exchange Privilege. The Trust also reserves the right to refuse exchange requests by any person or group if, in the Trust's judgment, the Funds would be unable to invest the money effectively in accordance with their investment objective and policies, or would otherwise potentially be adversely affected. The Trust further reserves the right to restrict or refuse an exchange request if the Trust has received or anticipates simultaneous orders affecting significant portions of the Funds' assets or detects a pattern of exchange requests that coincides with a "market timing" strategy. Although the Trust will attempt to give you prior notice when reasonable to do so, the Trust may modify or terminate the Exchange Privilege at any time.

How to Transfer Shares. If you wish to transfer shares to another owner, send a written request to the Transfer Agent at 8730 Stony Point Parkway, Suite 205, Richmond, VA 23235. Your request should include: (i) the name of the Fund and existing account registration; (ii) signature(s) of the registered owner(s); (iii) the new account registration, address, taxpayer identification number and how dividends and capital gains are to be distributed; (iv) any stock certificates which have been issued for the shares being transferred; (v) signature guarantees (See "Signature Guarantees"); and (vi) any additional documents which are required for transfer by corporations, administrators, executors, trustees, guardians, etc. If you have any questions about transferring shares, call the Transfer Agent at (800) 628-4077.

Account Statements and Shareholder Reports. Each time you purchase, redeem or transfer shares of the Funds, you will receive a written confirmation. You will also receive a year-end statement of your account if any dividends or capital gains have been distributed, and an annual and a semi-annual report.

Shareholder Communications. The Funds may eliminate duplicate mailings of portfolio materials to shareholders who reside at the same address, unless instructed to the contrary. Investors may request that the Funds send these documents to each shareholder individually by calling the Funds toll free at 888-507-2798.

General. The Funds will not be responsible for any losses from unauthorized transactions (such as purchases, sales or exchanges) if it follows reasonable security procedures designed to verify the identity of the investor. You should verify the accuracy of your confirmation statements immediately after you receive them.

DIVIDENDS, DISTRIBUTIONS AND TAXES

Dividends and Capital Gain Distributions. Dividends from net investment income, if any, are declared and paid annually for the Funds. The Funds intend to distribute annually

any net capital gains.

Dividends and distributions will automatically be reinvested in additional shares of the Funds, unless you elect to have the distributions paid to you in cash. There are no sales charges or transaction fees for reinvested dividends and all shares will be purchased at NAV. Shareholders will be subject to tax on all dividends and distributions whether paid to them in cash or reinvested in shares. If the investment in shares is made within an IRA, all dividends and capital gain distributions must be reinvested.

Unless you are investing through a tax deferred retirement account, such as an IRA, it is not to your advantage to buy shares of the Funds shortly before the next distribution, because doing so can cost you money in taxes. This is known as "buying a dividend". To avoid buying a dividend, check the Funds' distribution schedule before you invest.

Taxes. In general, the Funds distributions are taxable to you as ordinary income, qualified dividend income, or capital gain. This is true whether you reinvest your distributions in additional shares of the Fund or receive them in cash. Any long-term capital gain the Funds distribute are taxable to you as long-term capital gain no matter how long you have owned your shares. Other Fund distributions (including distributions attributable to short-term capital gain of the Funds) will generally be taxable to you as ordinary income, except that distributions that are designated as "qualified dividend income" will be taxable at the rates applicable to long-term capital gain. Every January, you will receive a Form 1099 that shows the tax status of distributions you received for the previous year. Distributions declared in December but paid in January are taxable as if they were paid in December. The one major exception to these tax principles is that distributions on, and sales, exchanges and redemptions of, shares held in an IRA (or other tax-deferred retirement account) will not be currently taxable.

When you sell shares of the Funds, you may have a capital gain or loss. For tax purposes, an exchange of your shares of the Funds for shares of a different fund of the Trust is the same as a sale. The individual tax rate on any gain from the sale or exchange of your shares depends on how long you have held your shares.

Fund distributions and gains from the sale or exchange of your shares will generally be subject to state and local income tax. Non-U.S. investors may be subject to U.S. withholding and estate tax. You should consult with your tax adviser about the federal, state, local or foreign tax consequences of your investment in the Funds.

By law, the Funds must withhold 28% of your taxable distributions and proceeds if you do not provide your correct taxpayer identification number (TIN) or fail to certify that your TIN is correct and that you are a U.S. person, or if the Internal Revenue Service (the "IRS") has notified you that you are subject to backup withholding and instructs the Funds to do so.

Cost Basis Reporting. Federal law requires that mutual fund companies report their shareholders' cost basis, gain/loss, and holding period to the Internal Revenue Service on the Funds' shareholders' Consolidated Form 1099s when "covered" securities are sold. Covered securities are any regulated investment company and/or dividend reinvestment plan shares acquired on or after January 1, 2012.

The Funds have chosen average cost as the standing (default) tax lot identification method

for all shareholders. A tax lot identification method is the way the Funds will determine which specific shares are deemed to be sold when there are multiple purchases on different dates at differing net asset values, and the entire position is not sold at one time. The Funds have chosen average cost as its standing (default) tax lot identification method for all shareholders. The Funds' standing tax lot identification method is the method covered shares will be reported on your Consolidated Form 1099 if you do not select a specific tax lot identification method. You may choose a method different than the Funds' standing method and will be able to do so at the time of your purchase or upon the sale of covered shares. Please refer to the appropriate Internal Revenue Service regulations or consult your tax advisor with regard to your personal circumstances.

For those securities defined as "covered" under current Internal Revenue Service cost basis tax reporting regulations, the Funds are responsible for maintaining accurate cost basis and tax lot information for tax reporting purposes. The Funds are not responsible for the reliability or accuracy of the information for those securities that are not "covered." The Funds and their service providers do not provide tax advice. You should consult independent sources, which may include a tax professional, with respect to any decisions you may make with respect to choosing a tax lot identification method.

NET ASSET VALUE

Each Fund's share price, called the NAV per share, is determined as of the close of trading on the New York Stock Exchange ("NYSE") (generally, 4:00 p.m. Eastern time) on each business day that the NYSE is open (the "Valuation Time"). As of the date of this prospectus, the Funds have been informed that the NYSE observes the following holidays: New Year's Day, Martin Luther King Jr. Day, Presidents' Day, Good Friday, Memorial Day, Independence Day, Labor Day, Thanksgiving Day and Christmas Day. NAV per share is computed by adding the total value of a Fund's investments and other assets attributable to the Fund's Service Class shares, subtracting any liabilities attributable to the applicable class and then dividing by the total number of the applicable classes' shares outstanding. Due to the fact that different expenses may be charged against shares of different classes of a Fund, the NAV of the different classes may vary. Because the Funds may hold securities that are primarily listed on foreign exchanges that trade on weekends or days when the Funds do not price their shares, the value of the securities held in the Funds may change on days when you will not be able to purchase or redeem Fund shares.

Shares of the Funds are bought or exchanged at the public offering price per share next determined after a request has been received in proper form. The public offering price of a Fund's Shares is equal to the NAV plus the applicable front-end sales charge, if any. Shares of the Funds held by you are sold or exchanged at the NAV per share next determined after a request has been received in proper form, less any applicable deferred sales charge. Any request received in proper form before the Valuation Time, will be processed the same business day. Any request received in proper form after the Valuation Time, will be processed the next business day.

Each Fund's securities are valued at current market prices. Investments in securities traded on national securities exchanges or included in the NASDAQ National Market System are valued at the last reported sale price. Other securities traded in the over-the-counter market and listed securities for which no sales are reported on a given date are valued at the last reported bid price. Debt securities are valued by appraising them at prices supplied by a

pricing agent approved by the Trust, which prices may reflect broker-dealer supplied valuations and electronic data processing techniques. Short-term debt securities (less than 60 days to maturity) are valued at their fair market value using amortized cost. Other assets for which market prices are not readily available are valued at their fair value as determined in good faith by the administrator, in consultation with the Adviser, under procedures set by the Board. Generally, trading in corporate bonds, U.S. government securities and money market instruments is substantially completed each day at various times before the scheduled close of the NYSE. The value of these securities used in computing the NAV is determined as of such times.

The Trust has a policy that contemplates the use of fair value pricing to determine the NAV per share of the Funds when market prices are unavailable as well as under special circumstances, such as: (i) if the primary market for a portfolio security suspends or limits trading or price movements of the security; and (ii) when an event occurs after the close of the exchange on which a portfolio security is principally traded that is likely to have changed the value of the security. Since most of the Funds' investments are traded on U.S. securities exchanges, it is anticipated that the use of fair value pricing will be limited.

When the Trust uses fair value pricing to determine the NAV per share of the Funds, securities will not be priced on the basis of quotations from the primary market in which they are traded, but rather may be priced by another method that the Board believes accurately reflects fair value. Any method used will be approved by the Board and results will be monitored to evaluate accuracy. The Trust's policy is intended to result in a calculation of a Fund's NAV that fairly reflects security values as of the time of pricing. However, fair values determined pursuant to the Trust's procedures may not accurately reflect the price that the Funds could obtain for a security if it were to dispose of that security as of the time of pricing.

SHARE CLASS ALTERNATIVES

The Funds offer investors one class of shares through this prospectus. The Funds offer R4 Class Shares through another prospectus which may be obtained by calling 888-507-2798. The different classes of shares represent investments in the same portfolio of securities, but the classes are subject to different expenses and may have different share prices and minimum investment requirements. When you buy shares be sure to specify the class of shares in which you choose to invest. Because each share class has a different combination of sales charges, expenses and other features, you should consult your financial adviser to determine which class best meets your financial objectives.

Service Class Shares

Service Class Shares are offered with no front-end or contingent deferred sales charge and are subject to a 0.15% Shareholder Services fee.

FREQUENT PURCHASES AND REDEMPTIONS

Frequent purchases and redemptions ("Frequent Trading") of shares of the Funds may present a number of risks to other shareholders of the Funds. These risks may include, among other things, dilution in the value of shares of the Funds held by long-term

shareholders, interference with the efficient management by the Adviser of the Funds' portfolio holdings, and increased brokerage and administration costs. Due to the potential of an overall adverse market, economic, political, or other conditions affecting the sale price of portfolio securities, the Fund could face untimely losses as a result of having to sell portfolio securities prematurely to meet redemptions. Current shareholders of the Funds may face unfavorable impacts as portfolio securities concentrated in certain sectors may be more volatile than investments across broader ranges of industries as sector-specific market or economic developments may make it more difficult to sell a significant amount of shares at favorable prices to meet redemptions. Frequent Trading may also increase portfolio turnover, which may result in increased capital gains taxes for shareholders of the Funds. These capital gains could include short-term capital gains taxed at ordinary income tax rates.

The Trustees have adopted a policy that is intended to identify and discourage Frequent Trading by shareholders of the Funds under which the Trust's Chief Compliance Officer and Transfer Agent will monitor Frequent Trading through the use of various surveillance techniques. Under these policies and procedures, shareholders may not engage in more than four "round-trips" (a purchase and sale or an exchange in and then out of a Fund) within a rolling twelve month period. Shareholders exceeding four round-trips will be investigated by the Funds and if, as a result of this monitoring, the Funds believe that a shareholder has engaged in frequent trading, it may, in its discretion, ask the shareholder to stop such activities or refuse to process purchases in the shareholder's accounts. The intent of the policies and procedures is not to inhibit legitimate strategies, such as asset allocation, dollar cost averaging or similar activities that may nonetheless result in Frequent Trading of Fund shares. To minimize harm to the Funds and their shareholders, the Funds reserve the right to reject any exchange or purchase of Fund shares with or without prior notice to the account holder. In the event the foregoing purchase and redemption patterns occur, it shall be the policy of the Trust that the shareholder's account and any other account with the Funds under the same taxpayer identification number shall be precluded from investing in the Funds (including investment that are part of an exchange transaction) for such time period as the Trust deems appropriate based on the facts and circumstances (including, without limitation, the dollar amount involved and whether the Investor has been precluded from investing in the Funds before); provided that such time period shall be at least 30 calendar days after the last redemption transaction. The above policies shall not apply if the Trust determines that a purchase and redemption pattern is not a Frequent Trading pattern or is the result of inadvertent trading errors.

These policies and procedures will be applied uniformly to all shareholders and, subject to certain permissible exceptions as described above, the Funds will not accommodate abusive Frequent Trading. The policies also apply to any account, whether an individual account or accounts with Financial Intermediaries such as investment advisers, broker dealers or retirement plan administrators, commonly called omnibus accounts, where the intermediary holds Fund shares for a number of its customers in one account. Omnibus account arrangements permit multiple investors to aggregate their respective share ownership positions and purchase, redeem and exchange Fund shares without the identity of the particular shareholder(s) being known to the Funds. Accordingly, the ability of the Funds to monitor and detect Frequent Trading activity through omnibus accounts is very limited and there is no guarantee that the Funds will be able to identify shareholders who may be engaging in Frequent Trading through omnibus accounts or to curtail such trading. However, the Funds will establish information sharing agreements with intermediaries as required by Rule 22c-2 under the 1940 Act that may require sharing of information about you and your

account, and otherwise use reasonable efforts to work with intermediaries to identify excessive short-term trading in underlying accounts.

If the Funds identify that excessive short-term trading is taking place in a participant-directed employee benefit plan account, the Funds or their Adviser or Transfer Agent will contact the plan administrator, sponsor or trustee to request that action be taken to restrict such activity. However, the ability to do so may be constrained by regulatory restrictions or plan policies. In such circumstances, it is generally not the policy of the Funds to close the account of an entire plan due to the activity of a limited number of participants. However, the Funds will take such actions as deemed appropriate in light of all the facts and circumstances.

The Funds' policies provide for ongoing assessment of the effectiveness of current policies and surveillance tools, and the Trustees reserves the right to modify these or adopt additional policies and restrictions in the future. Shareholders should be aware, however, that any surveillance techniques currently employed by the Funds or other techniques that may be adopted in the future, may not be effective, particularly where the trading takes place through certain types of omnibus accounts. As noted above, if the Funds are unable to detect and deter trading abuses, the Funds' performance, and its long term shareholders, may be harmed. In addition, shareholders may be harmed by the extra costs and portfolio management inefficiencies that result from Frequent Trading, even when the trading is not for abusive purposes.

DISTRIBUTION ARRANGEMENTS

The Funds are offered through financial supermarkets, investment advisers and consultants, financial planners, brokers, dealers and other investment professionals, and directly through the Distributor. Investment professionals who offer shares may request fees from their individual clients. If you invest through a third party, the policies and fees may be different than those described in this prospectus. For example, third parties may charge transaction fees or set different minimum investment amounts. If you purchase your shares through a broker-dealer, the broker-dealer firm is entitled to receive a percentage of the sales charge you pay in order to purchase Fund shares.

FINANCIAL HIGHLIGHTS

The financial highlights tables are intended to help you understand the Funds' financial performance for the periods presented. Certain information reflects financial results for a single Share. The total returns in the tables represent the rate that an investor would have earned [or lost] on an investment in Service Class shares of the Funds (assuming reinvestment of all dividends and distributions). The financial highlights below reflect the Service Class' previous name – the "Institutional" Class Share. The Board of Trustees of the World Funds Trust approved the change in name of the "Institutional" Class Share to the "Service" Class Share effective March 27, 2017. The financial highlights for the periods presented have been audited by Cohen & Company, Ltd., the Funds' independent registered public accounting firm, whose unqualified report thereon, along with the Funds' financial statements, are included in the Funds' Annual Report to Shareholders (the "Annual Report") and are incorporated by reference into the SAI. Copies of the Annual Report and the SAI may be obtained at no charge by calling 1-800-673-0550.

THE E-VALUATOR VERY CONSERVATIVE RMS FUND

Financial Highlights

Selected per Share Data for a Share Outstanding Throughout each Period

	Service Class Shares ^(D)	
	For the year ended	For the period May 26, 2016* to
	<u>September 30, 2017</u>	<u>September 30, 2016</u>
Net asset value, beginning of period	\$ 10.15	\$ 10.00
Investment activities		
Net investment income (loss) ^(A)	0.22	0.03
Net realized and unrealized gain (loss) on investments	<u>0.26</u>	<u>0.12</u>
Total from investment activities	<u>0.48</u>	<u>0.15</u>
Distributions		
Net investment income	(0.07)	-
Net realized gain	<u>(0.01)</u>	<u>-</u>
Total distributions	<u>(0.08)</u>	<u>-</u>
Net asset value, end of period	<u>\$ 10.55</u>	<u>\$ 10.15</u>
Total Return	4.73%	1.50% ***
Ratios/Supplemental Data		
Ratio to average net assets ^(B)		
Total expenses	0.89%	0.84% **
Expenses net of fee waiver	0.80%	0.68% **
Net investment income (loss) ^(C)	2.14%	0.94% **
Portfolio turnover rate	189.64%	12.66% ***
Net assets, end of period (000's)	\$ 11,693	\$ 8,834

^(A) Per share amounts calculated using the average number of shares outstanding throughout the period.

^(B) Ratios do not include expenses of the investment companies in which the Fund invests.

^(C) Recognition of net investment income by the Fund is affected by the timing of the declarations of dividends by the underlying investment companies in which the Fund invests.

^(D) Note that prior to March 27, 2017, Service Class Shares were named Institutional Class Shares.

* Inception date

** Annualized

*** Not annualized

THE E-EVALUATOR CONSERVATIVE RMS FUND

Financial Highlights (Continued)

Selected per Share Data for a Share Outstanding Throughout each Period

	Service Class Shares ^(D)	
	For the	For the period
	year ended	May 26, 2016* to
	September 30, 2017	September 30, 2016
Net asset value, beginning of period	\$ 10.25	\$ 10.00
Investment activities		
Net investment income (loss) ^(A)	0.25	0.05
Net realized and unrealized gain (loss) on investments	0.45	0.20
Total from investment activities	0.70	0.25
Distributions		
Net investment income	(0.09)	-
Net realized gain	(0.02)	-
Total distributions	(0.11)	-
Net asset value, end of period	\$ 10.84	\$ 10.25
Total Return	6.83%	2.50% ***
Ratios/Supplemental Data		
Ratio to average net assets ^(B)		
Total expenses	0.73%	0.80% **
Expenses net of fee waiver	0.64%	0.64% **
Net investment income (loss) ^(C)	2.37%	1.54% **
Portfolio turnover rate	142.99%	10.57% ***
Net assets, end of period (000's)	\$ 44,436	\$ 23,476

^(A) Per share amounts calculated using the average number of shares outstanding throughout the period.

^(B) Ratios do not include expenses of the investment companies in which the Fund invests.

^(C) Recognition of net investment income by the Fund is affected by the timing of the declarations of dividends by the underlying investment companies in which the Fund invests.

^(D) Note that prior to March 27, 2017, Service Class Shares were named Institutional Class Shares.

* Inception date

** Annualized

*** Not annualized

THE E-VALUATOR TACTICALLY MANAGED RMS FUND

Financial Highlights (Continued)

Selected per Share Data for a Share Outstanding Throughout each Period

	Service Class Shares ^(D)	
	For the year ended September 30, 2017	For the period May 26, 2016* to September 30, 2016
Net asset value, beginning of period	\$ 10.28	\$ 10.00
Investment activities		
Net investment income (loss) ^(A)	0.29	0.08
Net realized and unrealized gain (loss) on investments	0.58	0.20
Total from investment activities	0.87	0.28
Distributions		
Net investment income	(0.11)	-
Net realized gain	(0.03)	-
Total distributions	(0.14)	-
Net asset value, end of period	\$ 11.01	\$ 10.28
Total Return	8.64%	2.80% ***
Ratios/Supplemental Data		
Ratio to average net assets ^(B)		
Total expenses	0.87%	0.88% **
Expenses net of fee waiver	0.80%	0.72% **
Net investment income (loss) ^(C)	2.74%	2.17% **
Portfolio turnover rate	158.01%	2.07% ***
Net assets, end of period (000's)	\$ 14,291	\$ 5,764

^(A) Per share amounts calculated using the average number of shares outstanding throughout the period.

^(B) Ratios do not include expenses of the investment companies in which the Fund invests.

^(C) Recognition of net investment income by the Fund is affected by the timing of the declarations of dividends by the underlying investment companies in which the Fund invests.

^(D) Note that prior to March 27, 2017, Service Class Shares were named Institutional Class Shares.

* Inception date

** Annualized

*** Not annualized

THE E-EVALUATOR MODERATE RMS FUND

Financial Highlights (Continued)

Selected per Share Data for a Share Outstanding Throughout each Period

	Service Class Shares ^(D)	
	For the year ended September 30, 2017	For the period May 26, 2016* to September 30, 2016
Net asset value, beginning of period	\$ 10.37	\$ 10.00
Investment activities		
Net investment income (loss) ^(A)	0.20	0.07
Net realized and unrealized gain (loss) on investments	1.05	0.30
Total from investment activities	1.25	0.37
Distributions		
Net investment income	(0.08)	-
Net realized gain	(0.02)	-
Total distributions	(0.10)	-
Net asset value, end of period	\$ 11.52	\$ 10.37
Total Return	12.15%	3.70% ***
Ratios/Supplemental Data		
Ratio to average net assets ^(B)		
Total expenses	0.68%	0.78% **
Expenses net of fee waiver	0.59%	0.62% **
Net investment income (loss) ^(C)	1.88%	1.99% **
Portfolio turnover rate	137.57%	12.39% ***
Net assets, end of period (000's)	\$ 133,156	\$ 56,321

^(A) Per share amounts calculated using the average number of shares outstanding throughout the period.

^(B) Ratios do not include expenses of the investment companies in which the Fund invests.

^(C) Recognition of net investment income by the Fund is affected by the timing of the declarations of dividends by the underlying investment companies in which the Fund invests.

^(D) Note that prior to March 27, 2017, Service Class Shares were named Institutional Class Shares.

* Inception date

** Annualized

*** Not annualized

THE E-VALUATOR GROWTH RMS FUND

Financial Highlights (Continued)

Selected per Share Data for a Share Outstanding Throughout each Period

	Service Class Shares ^(D)	
	For the year ended September 30, 2017	For the period May 26, 2016* to September 30, 2016
Net asset value, beginning of period	\$ 10.44	\$ 10.00
Investment activities		
Net investment income (loss) ^(A)	0.16	0.06
Net realized and unrealized gain (loss) on investments	1.38	0.38
Total from investment activities	1.54	0.44
Distributions		
Net investment income	(0.06)	-
Net realized gain	(0.02)	-
Total distributions	(0.08)	-
Net asset value, end of period	\$ 11.90	\$ 10.44
Total Return	14.89%	4.40% ***
Ratios/Supplemental Data		
Ratio to average net assets ^(B)		
Total expenses	0.68%	0.78% **
Expenses net of fee waiver	0.59%	0.62% **
Net investment income (loss) ^(C)	1.49%	1.74% **
Portfolio turnover rate	125.32%	14.33% ***
Net assets, end of period (000's)	\$ 193,831	\$ 84,635

^(A) Per share amounts calculated using the average number of shares outstanding throughout the period.

^(B) Ratios do not include expenses of the investment companies in which the Fund invests.

^(C) Recognition of net investment income by the Fund is affected by the timing of the declarations of dividends by the underlying investment companies in which the Fund invests.

^(D) Note that prior to March 27, 2017, Service Class Shares were named Institutional Class Shares.

* Inception date

** Annualized

*** Not annualized

THE E-VALUATOR AGGRESSIVE GROWTH RMS FUND

Financial Highlights (Continued)

Selected per Share Data for a Share Outstanding Throughout each Period

	Service Class Shares ^(D)	
	For the year ended <u>September 30, 2017</u>	For the period May 26, 2016* to <u>September 30, 2016</u>
Net asset value, beginning of period	\$ 10.48	\$ 10.00
Investment activities		
Net investment income (loss) ^(A)	0.12	0.05
Net realized and unrealized gain (loss) on investments	1.59	0.43
Total from investment activities	1.71	0.48
Distributions		
Net investment income	(0.05)	-
Net realized gain	(0.02)	-
Total distributions	(0.07)	-
Net asset value, end of period	\$ 12.12	\$ 10.48
Total Return	16.40%	4.80% ***
Ratios/Supplemental Data		
Ratio to average net assets ^(B)		
Total expenses	0.71 %	0.81 % **
Expenses net of fee waiver	0.62 %	0.65 % **
Net investment income (loss) ^(C)	1.07 %	1.48 % **
Portfolio turnover rate	144.83 %	10.24 % ***
Net assets, end of period (000's)	\$ 56,415	\$ 12,459

^(A) Per share amounts calculated using the average number of shares outstanding throughout the period.

^(B) Ratios do not include expenses of the investment companies in which the Fund invests.

^(C) Recognition of net investment income by the Fund is affected by the timing of the declarations of dividends by the underlying investment companies in which the Fund invests.

^(D) Note that prior to March 27, 2017, Service Class Shares were named Institutional Class Shares.

* Inception date

** Annualized

*** Not annualized

You will find more information about the Funds in the following documents:

Each Fund's annual and semi-annual reports will contain more information about the Funds. Each Fund's annual report will contain a discussion of the market conditions and investment strategies that had a significant effect on the Fund's performance during the last fiscal year.

For more information about the Funds, you may wish to refer to the Funds' Statement of Additional Information (the "SAI") dated January 31, 2018, which is on file with the SEC and incorporated by reference into this prospectus. You can obtain a free copy of the annual and semi-annual reports, and SAI by writing to World Funds Trust, 8730 Stony Point Parkway, Suite 205, Richmond, Virginia 23235, by calling the Funds toll free at 888-507-2798, by e-mail at: mail@ccofva.com or on the Funds' website at www.evaluatorfunds.com. General inquiries regarding the Funds may also be directed to the above address or telephone number.

Information about the Trust, including the SAI, can be reviewed and copied at the SEC's Public Reference Room, 100 F Street NE, Washington, D.C. Information about the operation of the Public Reference Room may be obtained by calling the SEC at (202) 551-8090. Reports and other information regarding the Funds are available on the EDGAR Database on the SEC's Internet site at <http://www.sec.gov>, and copies of this information may be obtained, after paying a duplicating fee, by electronic request at the following e-mail address: publicinfo@sec.gov, or by writing the Commission's Public Reference Section, Washington D.C. 20549-0102.

(Investment Company Act File No. 811-22172)