

Investor Suitability

Short-term loss tolerance	Very low
Stock market risk exposure	Minimal
Inflation risk exposure	Significant
Withdrawal target date	< 2 years



Performance¹ as of 9/30/2022

	Average Annual Total Returns					Since Inception
	QTR	1-YR	3-YR	5-YR	10-YR	
EVVLX	-1.17%	-8.23%	-0.10%	1.30%	2.18%	2.25%
EVVCX	-1.26%	-8.63%	-0.44%	1.02%	1.86%	1.94%

Expense Ratio Gross/Net:³ EVVLX 1.09%/1.00%; EVVCX 1.34%/1.25%
²Inception: 2-29-2012

Performance data quoted represents past performance. The Fund's past performance does not guarantee future results. The investment return and principal value of an investment in the Fund will fluctuate so that an investor's shares, when redeemed, may be worth more or less than their original cost. Current performance of the Fund may be lower or higher than the performance quoted. To obtain performance data current to the most recent month end, please call 888-507-2798.

³The Adviser has agreed to waive 0.07% of its management fee. The Adviser may not terminate this contractual arrangement prior to January 31, 2023 except pursuant to mutual consent between the Fund and the Adviser or in the event that the investment advisory agreement is terminated. Without this waiver, expenses would be higher and performance would be lower.

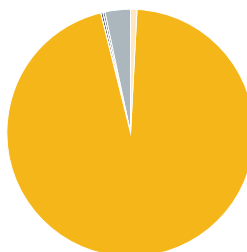
Top 10 Holdings

iShares Ultra Short-Term Bond
PGIM Ultra Short Bond
DFA Short-Duration Real Return Instl
Gabelli US Treasury MMkt AAA
Fidelity Floating Rate High Income
Franklin Liberty Senior Loan
T. Rowe Price Instl Floating Rate
iShares Inflation Hedged Corp Bd
FlexShares iBoxx 3Yr Target Dur TIPS
American Funds Bond Fund of Amer F3

Underlying Investments

Morningstar Categories	29
Actively Managed Assets	46%
Passively Managed Assets	54%

Asset Allocation



Investment Strategy

- "Fund-of-funds" that seeks as its primary objective to provide income and secondarily stability of principal.
- Diversifies assets across industry-leading mutual funds and ETFs (Underlying Funds) based on the team's outlook. Targets 3- and 5- year horizons that maintain the Fund's volatility (standard deviation) within a specified range and meet the rigorous performance tolerance demands of The E-Valuator analytical software (e-valuator.com).
- The E-Valuator software searches, screens and selects Underlying Investments based on 40 plus criteria (i.e., management tenure, volatility, fees, risk-adjusted return) set by the team. Daily oversight identifies lagging performance and suggests replacement funds to optimize return.
- Generally allocates 85%-100% of assets into active and passive Underlying Investments focused on fixed income, with the remainder to equity securities.
- Rebalanced periodically as the Underlying Investment balances vary +/- 10% from their original allocations.

Standard Deviation

Goal Range	1.0% to 3.5%	
	3-YR	5-YR
EVVLX	7.29%	6.12%
EVVCX	7.37%	6.17%
Bloomberg Agg Bond	5.36%	4.77%
S&P 500	20.30%	18.07%
Russell 2000	25.47%	22.81%
MSCI EAFE	19.24%	16.77%

Underlying Investments and Asset Allocation are not recommendations and are subject to change.

Portfolio Managers

Kevin R. Miller
CEO,
Portfolio Manager



Kevin has served as portfolio manager of The E-Valuator Risk Managed Funds (RMS) since inception in 2012.

He created and began managing risk managed strategies for individual and corporate clients in 1997.

His philosophy is grounded on the ability to maintain an independent perspective. Asset allocations of each Risk Managed Strategy are focused on the prudent, industry accepted standards toward volatility that is suitable to investors of varying risk temperaments.

In 2012, Kevin successfully launched a series of Risk Managed collective investment trust funds, predecessors to the RMS funds, that provided investment management services to thousands of investors.

Fund Facts

Share Class	Service	R4
Ticker	EVVLX	EVVCX
CUSIP	26929K306	26929K405
Inception Date	2-29-2012	2-29-2012
Minimum Investment	\$10,000	\$10,000
Sales Load	None	None
Redemption Fee	None	None
Expense Ratio Gross ³	1.09%	1.34%
Expense Ratio Net ³	1.00%	1.25%
AUM Fund Family	\$619 million	
Adviser	Systelligence, LLC	
Portfolio Manager	Kevin R. Miller	

Learn more

Kevin R. Miller
CEO,
Portfolio Manager

Shareholder Services
888-507-2798
evaluatorfunds.com

E-Valuator Software
855-870-EVAL (3825)
e-valuator.com
info@e-valuator.com

About the Adviser

Systelligence, LLC is boutique money manager and a registered investment advisory firm located in Bloomington, Minnesota. The firm manages six mutual funds totaling approximately \$619 Million USD in assets under management.

It employs an open architecture for a fund of funds strategy. Each of the six funds is fully diversified and represents a different level of risk-tolerance.

About The E-Valuator Software

Developed by Kevin Miller, The E-Valuator is a game-changer for investment performance management. The software combines industry leading control with dynamic charts and reports, providing evidence and documentation for investment selections based on predetermined criteria.

The software underlies the manager selection process for the RMS Funds and is available to advisors. Learn more at e-valuator.com.

¹Performance history. (1) The quoted performance data of this Fund includes past performance as a collective fund from 2-29-12 through 5-26-16, before the registration statement became effective; (2) This Fund was not registered under the 1940 Act prior to 5-26-16, therefore it was not subject to certain investment restrictions that are imposed by the Act; and (3) if this Fund had been registered under the 1940 Act, the performance history may have been adversely affected. The performance of the collective investment fund has not been restated to reflect the fees, expenses and fee waivers and/or expense limitations applicable to each class of shares of the Fund. If the performance of the collective investment fund had been restated to reflect the applicable fees and expenses of each class of shares of the Fund, the performance may have been lower than the performance shown. Please refer to the Performance History section of the prospectus for more detailed information.

There are risks involved with investing, including loss of principal. Current and future portfolio holdings are subject to risks as well. Diversification may not protect against market risk. There is no assurance the goals of the strategies discussed will be met. International investments may involve risk of capital loss from unfavorable fluctuation in currency values, from difference in generally accepted accounting in principles or from economic or political instability in other nations. Emerging markets involve heightened risks related to the same factors as well as increased volatility and lower trading volume. Bonds and bond funds will decrease in value as interest rates rise. These and other risks are described more fully in the fund's prospectus. The issuer of a fixed income security may not be able to make interest and principal payments when due. The lower the credit rating of a security, the greater the risk of default on its obligation.

Barclays Aggregate Bond Index - composed of the Barclays Govt/Credit Index, the Mortgage-Backed Securities Index, and the Asset-Backed Securities Index.

S&P 500 Index - consists of 500 domestic large companies as compiled by Standard & Poor's Financial Services, LLC.

Russell 2000 Index - consists of the smallest 2000 companies in the Russell 3000 Index, representing approximately 7% of the Russell market capitalization.

MSCI EAFE - this index is listed for foreign stock funds (EAFE refers to Europe, Australasia, and Far East). Widely accepted as a benchmark for international stock performance, the EAFE Index is an aggregate of 21 individual country indexes that collectively represent many of the major markets of the world.

Standard Deviation - a measure of risk (volatility). A larger standard deviation indicates an investment's performance will likely experience greater fluctuations.

The prospectus should be read carefully before investing. An investor should consider investment objectives, risks, and charges and expenses of the investment company carefully before investing. To obtain a prospectus which contains this and other information, contact your financial advisor, call 888-507-2798, or visit our website at www.evaluatorfunds.com.

Investor Suitability

Short-term loss tolerance	Low
Stock market risk exposure	Below Ave.
Inflation risk exposure	Above Ave.
Withdrawal target date	2-4 years



Performance¹ as of 9/30/2022

	Average Annual Total Returns					Since Inception
	QTR	1-YR	3-YR	5-YR	10-YR	
EVCLX	-2.10%	-11.19%	0.61%	2.22%	3.80%	3.98%
EVFCX	-2.20%	-11.56%	0.23%	1.92%	3.50%	3.69%

Expense Ratio Gross/Net:³ EVCLX 0.93%/0.86%; EVFCX 1.19%/1.12%
²Inception: 2-29-2012

Performance data quoted represents past performance. The Fund's past performance does not guarantee future results. The investment return and principal value of an investment in the Fund will fluctuate so that an investor's shares, when redeemed, may be worth more or less than their original cost. Current performance of the Fund may be lower or higher than the performance quoted. To obtain performance data current to the most recent month end, please call 888-507-2798.

³The Adviser has agreed to waive 0.07% of its management fee. The Adviser may not terminate this contractual arrangement prior to January 31, 2023 except pursuant to mutual consent between the Fund and the Adviser or in the event that the investment advisory agreement is terminated. Without this waiver, expenses would be higher and performance would be lower.

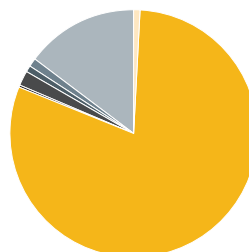
Top 10 Holdings

iShares Ultra Short-Term Bond
DFA Short-Duration Real Return Instl
Gabelli US Treasury MMkt AAA
Fidelity Floating Rate High Income
Franklin Liberty Senior Loan
T. Rowe Price Instl Floating Rate
iShares Inflation Hedged Corp Bd
Dodge & Cox Global Bond I
SPDR Portfolio High Yield Bond
American Funds American High-Inc F3

Underlying Investments

Morningstar Categories	32
Actively Managed Assets	52%
Passively Managed Assets	48%

Asset Allocation



Investment Strategy

- "Fund-of-funds" that seeks as its primary objective to provide income and secondarily growth.
- Diversifies assets across industry-leading mutual funds and ETFs (Underlying Funds) based on the team's outlook. Targets 3- and 5- year horizons that maintain the Fund's volatility (standard deviation) within a specified range and meet the rigorous performance tolerance demands of The E-Valuator analytical software (e-valuator.com).
- The E-Valuator software searches, screens and selects Underlying Investments based on 40 plus criteria (i.e., management tenure, volatility, fees, risk-adjusted return) set by the team. Daily oversight identifies lagging performance and suggests replacement funds to optimize return.
- Generally allocates 70%-85% of assets into active and passive Underlying Investments focused on fixed income, with the remainder to equity securities.
- Rebalanced periodically as the Underlying Investment balances vary +/- 10% from their original allocations.

Standard Deviation

	Goal Range	
	3-YR	5-YR
EVCLX	9.61%	8.33%
EVFCX	9.59%	8.31%
Bloomberg Agg Bond	5.36%	4.77%
S&P 500	20.30%	18.07%
Russell 2000	25.47%	22.81%
MSCI EAFE	19.24%	16.77%

Underlying Investments and Asset Allocation are not recommendations and are subject to change.

Portfolio Manager

Kevin R. Miller
CEO,
Portfolio Manager



Kevin has served as portfolio manager of The E-Valuator Risk Managed Funds (RMS) since inception in 2012.

He created and began managing risk managed strategies for individual and corporate clients in 1997.

His philosophy is grounded on the ability to maintain an independent perspective. Asset allocations of each Risk Managed Strategy are focused on the prudent, industry accepted standards toward volatility that is suitable to investors of varying risk temperaments.

In 2012, Kevin successfully launched a series of Risk Managed collective investment trust funds, predecessors to the RMS funds, that provided investment management services to thousands of investors.

Fund Facts

Share Class	Service	R4
Ticker	EVCLX	EVFCX
CUSIP	26929K702	26929K801
Inception Date	2-29-2012	2-29-2012
Minimum Investment	\$10,000	\$10,000
Sales Load	None	None
Redemption Fee	None	None
Expense Ratio Gross ³	0.93%	1.19%
Expense Ratio Net ³	0.86%	1.12%
AUM Fund Family	\$619 million	
Adviser	Systelligence, LLC	
Portfolio Manager	Kevin R. Miller	

Learn more

Kevin R. Miller
CEO,
Portfolio Manager

Shareholder Services
888-507-2798
evaluatorfunds.com

E-Valuator Software
855-870-EVAL (3825)
e-valuator.com
info@e-valuator.com

About the Adviser

Systelligence, LLC is boutique money manager and a registered investment advisory firm located in Bloomington, Minnesota. The firm manages six mutual funds totaling approximately \$619 Million USD in assets under management.

It employs an open architecture for a fund of funds strategy. Each of the six funds is fully diversified and represents a different level of risk-tolerance.

About The E-Valuator Software

Developed by Kevin Miller, The E-Valuator is a game-changer for investment performance management. The software combines industry leading control with dynamic charts and reports, providing evidence and documentation for investment selections based on predetermined criteria.

The software underlies the manager selection process for the RMS Funds and is available to advisors. Learn more at e-valuator.com.

¹Performance history. (1) The quoted performance data of this Fund includes past performance as a collective fund from 2-29-12 through 5-26-16, before the registration statement became effective; (2) This Fund was not registered under the 1940 Act prior to 5-26-16, therefore it was not subject to certain investment restrictions that are imposed by the Act; and (3) if this Fund had been registered under the 1940 Act, the performance history may have been adversely affected. The performance of the collective investment fund has not been restated to reflect the fees, expenses and fee waivers and/or expense limitations applicable to each class of shares of the Fund. If the performance of the collective investment fund had been restated to reflect the applicable fees and expenses of each class of shares of the Fund, the performance may have been lower than the performance shown. Please refer to the Performance History section of the prospectus for more detailed information.

There are risks involved with investing, including loss of principal. Current and future portfolio holdings are subject to risks as well. Diversification may not protect against market risk. There is no assurance the goals of the strategies discussed will be met. International investments may involve risk of capital loss from unfavorable fluctuation in currency values, from difference in generally accepted accounting in principles or from economic or political instability in other nations. Emerging markets involve heightened risks related to the same factors as well as increased volatility and lower trading volume. Bonds and bond funds will decrease in value as interest rates rise. These and other risks are described more fully in the fund's prospectus. The issuer of a fixed income security may not be able to make interest and principal payments when due. The lower the credit rating of a security, the greater the risk of default on its obligation.

Barclays Aggregate Bond Index - composed of the Barclays Govt/Credit Index, the Mortgage-Backed Securities Index, and the Asset-Backed Securities Index.

S&P 500 Index - consists of 500 domestic large companies as compiled by Standard & Poor's Financial Services, LLC.

Russell 2000 Index - consists of the smallest 2000 companies in the Russell 3000 Index, representing approximately 7% of the Russell market capitalization.

MSCI EAFE - this index is listed for foreign stock funds (EAFE refers to Europe, Australasia, and Far East). Widely accepted as a benchmark for international stock performance, the EAFE Index is an aggregate of 21 individual country indexes that collectively represent many of the major markets of the world.

Standard Deviation - a measure of risk (volatility). A larger standard deviation indicates an investment's performance will likely experience greater fluctuations.

The prospectus should be read carefully before investing. An investor should consider investment objectives, risks, and charges and expenses of the investment company carefully before investing. To obtain a prospectus which contains this and other information, contact your financial advisor, call 888-507-2798, or visit our website at www.evaluatorfunds.com.

Investor Suitability

Short-term loss tolerance	Moderate
Stock market risk exposure	Below Ave.
Inflation risk exposure	Above Ave.
Withdrawal target date	4-6 years



Performance¹ as of 9/30/2022

	Average Annual Total Returns					Since Inception
	QTR	1-YR	3-YR	5-YR	10-YR	
EVTX	-2.89%	-12.94%	1.17%	1.99%	3.84%	3.72%
EVFTX	-3.04%	-13.30%	0.98%	1.82%	3.47%	3.31%

Expense Ratio Gross/Net:³ EVTX 1.10%/1.01%; EVFTX 1.36%/1.26%
²Inception: 2-29-2012

Performance data quoted represents past performance. The Fund's past performance does not guarantee future results. The investment return and principal value of an investment in the Fund will fluctuate so that an investor's shares, when redeemed, may be worth more or less than their original cost. Current performance of the Fund may be lower or higher than the performance quoted. To obtain performance data current to the most recent month end, please call 888-507-2798.

³The Adviser has agreed to waive 0.07% of its management fee. The Adviser may not terminate this contractual arrangement prior to January 31, 2023 except pursuant to mutual consent between the Fund and the Adviser or in the event that the investment advisory agreement is terminated. Without this waiver, expenses would be higher and performance would be lower.

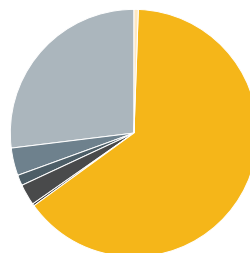
Top 10 Holdings

DFA Short-Duration Real Return Instl
iShares Ultra Short-Term Bond
Gabelli US Treasury MMkt AAA
Schwab US Dividend Equity
Fidelity Floating Rate High Income
Franklin Senior Loan
T. Rowe Price Instl Floating Rate
SPDR Portfolio High Yield Bond
American Funds American High-Inc F3
Dodge & Cox Global Bond I

Underlying Investments

Morningstar Categories	32
Actively Managed Assets	50%
Passively Managed Assets	50%

Asset Allocation



Investment Strategy

- "Fund-of-funds" that seeks as its primary objective to provide income and secondarily growth.
- Diversifies assets across industry-leading mutual funds and ETFs (Underlying Funds) based on the team's outlook. Targets 3- and 5- year horizons that maintain the Fund's volatility (standard deviation) within a specified range and meet the rigorous performance tolerance demands of The E-Valuator analytical software (e-valuator.com).
- The E-Valuator software searches, screens and selects Underlying Investments based on 40 plus criteria (i.e., management tenure, volatility, fees, risk-adjusted return) set by the team. Daily oversight identifies lagging performance and suggests replacement funds to optimize return.
- Generally allocates 50%-70% of assets into active and passive Underlying Investments focused on fixed income, with the remainder to equity securities.
- Rebalanced periodically as the Underlying Investment balances vary +/- 10% from their original allocations.

Standard Deviation

	Goal Range	
	3-YR	5-YR
EVTX	12.56%	10.94%
EVFTX	12.55%	10.96%
Bloomberg Agg Bond	5.36%	4.77%
S&P 500	20.30%	18.07%
Russell 2000	25.47%	22.81%
MSCI EAFE	19.24%	16.77%

Underlying Investments and Asset Allocation are not recommendations and are subject to change.

Conservative/Moderate (30%-50%) RMS Fund

Portfolio Manager

Kevin R. Miller
CEO,
Portfolio Manager



Kevin has served as portfolio manager of The E-Valuator Risk Managed Funds (RMS) since inception in 2012.

He created and began managing risk managed strategies for individual and corporate clients in 1997.

His philosophy is grounded on the ability to maintain an independent perspective. Asset allocations of each Risk Managed Strategy are focused on the prudent, industry accepted standards toward volatility that is suitable to investors of varying risk temperaments.

In 2012, Kevin successfully launched a series of Risk Managed collective investment trust funds, predecessors to the RMS funds, that provided investment management services to thousands of investors.

Fund Facts

Share Class	Service	R4
Ticker	EVTTX	EVFTX
CUSIP	26929K884	26929K876
Inception Date	2-29-2012	2-29-2012
Minimum Investment	\$10,000	\$10,000
Sales Load	None	None
Redemption Fee	None	None
Expense Ratio Gross ³	1.10%	1.36%
Expense Ratio Net ³	1.01%	1.26%
AUM Fund Family	\$619 million	
Adviser	Systelligence, LLC	
Portfolio Manager	Kevin R. Miller	

Learn more

Kevin R. Miller
CEO,
Portfolio Manager

Shareholder Services
888-507-2798
evaluatorfunds.com

E-Valuator Software
855-870-EVAL (3825)
e-valuator.com
info@e-valuator.com

About the Adviser

Systelligence, LLC is boutique money manager and a registered investment advisory firm located in Bloomington, Minnesota. The firm manages six mutual funds totaling approximately \$619 Million USD in assets under management.

It employs an open architecture for a fund of funds strategy. Each of the six funds is fully diversified and represents a different level of risk-tolerance.

About The E-Valuator Software

Developed by Kevin Miller, The E-Valuator is a game-changer for investment performance management. The software combines industry leading control with dynamic charts and reports, providing evidence and documentation for investment selections based on predetermined criteria.

The software underlies the manager selection process for the RMS Funds and is available to advisors. Learn more at e-valuator.com.

¹Performance history. (1) The quoted performance data of this Fund includes past performance as a collective fund from 2-29-12 through 5-26-16, before the registration statement became effective; (2) This Fund was not registered under the 1940 Act prior to 5-26-16, therefore it was not subject to certain investment restrictions that are imposed by the Act; and (3) if this Fund had been registered under the 1940 Act, the performance history may have been adversely affected. The performance of the collective investment fund has not been restated to reflect the fees, expenses and fee waivers and/or expense limitations applicable to each class of shares of the Fund. If the performance of the collective investment fund had been restated to reflect the applicable fees and expenses of each class of shares of the Fund, the performance may have been lower than the performance shown. Please refer to the Performance History section of the prospectus for more detailed information.

There are risks involved with investing, including loss of principal. Current and future portfolio holdings are subject to risks as well. Diversification may not protect against market risk. There is no assurance the goals of the strategies discussed will be met. International investments may involve risk of capital loss from unfavorable fluctuation in currency values, from difference in generally accepted accounting in principles or from economic or political instability in other nations. Emerging markets involve heightened risks related to the same factors as well as increased volatility and lower trading volume. Bonds and bond funds will decrease in value as interest rates rise. These and other risks are described more fully in the fund's prospectus. The issuer of a fixed income security may not be able to make interest and principal payments when due. The lower the credit rating of a security, the greater the risk of default on its obligation.

Barclays Aggregate Bond Index - composed of the Barclays Govt/Credit Index, the Mortgage-Backed Securities Index, and the Asset-Backed Securities Index.

S&P 500 Index - consists of 500 domestic large companies as compiled by Standard & Poor's Financial Services, LLC.

Russell 2000 Index - consists of the smallest 2000 companies in the Russell 3000 Index, representing approximately 7% of the Russell market capitalization.

MSCI EAFE - this index is listed for foreign stock funds (EAFE refers to Europe, Australasia, and Far East). Widely accepted as a benchmark for international stock performance, the EAFE Index is an aggregate of 21 individual country indexes that collectively represent many of the major markets of the world.

Standard Deviation - a measure of risk (volatility). A larger standard deviation indicates an investment's performance will likely experience greater fluctuations.

The prospectus should be read carefully before investing. An investor should consider investment objectives, risks, and charges and expenses of the investment company carefully before investing. To obtain a prospectus which contains this and other information, contact your financial advisor, call 888-507-2798, or visit our website at www.evaluatorfunds.com.

Investor Suitability

Short-term loss tolerance	Acceptable
Stock market risk exposure	Average
Inflation risk exposure	Average
Withdrawal target date	6-9 years



Performance¹ as of 9/30/2022

	Average Annual Total Returns					Since Inception
	QTR	1-YR	3-YR	5-YR	10-YR	
EVMLX	-4.22%	-15.72%	1.88%	3.23%	5.73%	5.86%
EVFMX	-4.22%	-16.00%	1.56%	2.94%	5.41%	5.58%

Expense Ratio Gross/Net:³ EVMLX 0.91%/0.84%; EVFMX 1.17%/1.10%
²Inception: 2-29-2012

Performance data quoted represents past performance. The Fund's past performance does not guarantee future results. The investment return and principal value of an investment in the Fund will fluctuate so that an investor's shares, when redeemed, may be worth more or less than their original cost. Current performance of the Fund may be lower or higher than the performance quoted. To obtain performance data current to the most recent month end, please call 888-507-2798.

³The Adviser has agreed to waive 0.07% of its management fee. The Adviser may not terminate this contractual arrangement prior to January 31, 2023 except pursuant to mutual consent between the Fund and the Adviser or in the event that the investment advisory agreement is terminated. Without this waiver, expenses would be higher and performance would be lower.

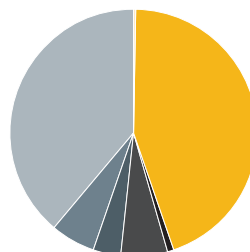
Top 10 Holdings

DFA Short-Duration Real Return Instl
Schwab US Dividend Equity
Gabelli US Treasury MMkt AAA
Vanguard Value
Vanguard Windsor Admiral
American Funds American High-Inc F3
Invesco S&P 500 GARP
Schwab S&P 500 Index
JPMorgan Divers Ret US Mid Cp Eq
Fidelity Floating Rate High Income

Underlying Investments

Morningstar Categories	32
Actively Managed Assets	50%
Passively Managed Assets	50%

Asset Allocation



Investment Strategy

- "Fund-of-funds" that seeks as its primary objective to provide principal growth and income.
- Diversifies assets across industry-leading mutual funds and ETFs (Underlying Funds) based on the team's outlook. Targets 3- and 5- year horizons that maintain the Fund's volatility (standard deviation) within a specified range and meet the rigorous performance tolerance demands of The E-Valuator analytical software (e-valuator.com).
- The E-Valuator software searches, screens and selects Underlying Investments based on 40 plus criteria (i.e., management tenure, volatility, fees, risk-adjusted return) set by the team. Daily oversight identifies lagging performance and suggests replacement funds to optimize return.
- Generally allocates 30%-50% of assets into active and passive Underlying Investments focused on fixed income, with the remainder to equity securities.
- Rebalanced periodically as the Underlying Investment balances vary +/- 10% from their original allocations.

Standard Deviation

Goal Range	5.5% to 8.5%	
	3-YR	5-YR
EVMLX	15.09%	13.42%
EVFMX	15.10%	13.42%
Bloomberg Agg Bond	5.36%	4.77%
S&P 500	20.30%	18.07%
Russell 2000	25.47%	22.81%
MSCI EAFE	19.24%	16.77%

Underlying Investments and Asset Allocation are not recommendations and are subject to change.

Portfolio Manager

Kevin R. Miller
CEO,
Portfolio Manager



Kevin has served as portfolio manager of The E-Valuator Risk Managed Funds (RMS) since inception in 2012.

He created and began managing risk managed strategies for individual and corporate clients in 1997.

His philosophy is grounded on the ability to maintain an independent perspective. Asset allocations of each Risk Managed Strategy are focused on the prudent, industry accepted standards toward volatility that is suitable to investors of varying risk temperaments.

In 2012, Kevin successfully launched a series of Risk Managed collective investment trust funds, predecessors to the RMS funds, that provided investment management services to thousands of investors.

Fund Facts

Share Class	Service	R4
Ticker	EVMLX	EVFMX
CUSIP	26929K108	26929K207
Inception Date	2-29-2012	2-29-2012
Minimum Investment	\$10,000	\$10,000
Sales Load	None	None
Redemption Fee	None	None
Expense Ratio Gross ³	0.91%	1.17%
Expense Ratio Net ³	0.84%	1.10%
AUM Fund Family	\$619 million	
Adviser	Systelligence, LLC	
Portfolio Manager	Kevin R. Miller	

Learn more

Kevin R. Miller
CEO,
Portfolio Manager

Shareholder Services
888-507-2798
evaluatorfunds.com

E-Valuator Software
855-870-EVAL (3825)
e-valuator.com
info@e-valuator.com

About the Adviser

Systelligence, LLC is boutique money manager and a registered investment advisory firm located in Bloomington, Minnesota. The firm manages six mutual funds totaling approximately \$619 Million USD in assets under management.

It employs an open architecture for a fund of funds strategy. Each of the six funds is fully diversified and represents a different level of risk-tolerance.

About The E-Valuator Software

Developed by Kevin Miller, The E-Valuator is a game-changer for investment performance management. The software combines industry leading control with dynamic charts and reports, providing evidence and documentation for investment selections based on predetermined criteria.

The software underlies the manager selection process for the RMS Funds and is available to advisors. Learn more at e-valuator.com.

¹Performance history. (1) The quoted performance data of this Fund includes past performance as a collective fund from 2-29-12 through 5-26-16, before the registration statement became effective; (2) This Fund was not registered under the 1940 Act prior to 5-26-16, therefore it was not subject to certain investment restrictions that are imposed by the Act; and (3) if this Fund had been registered under the 1940 Act, the performance history may have been adversely affected. The performance of the collective investment fund has not been restated to reflect the fees, expenses and fee waivers and/or expense limitations applicable to each class of shares of the Fund. If the performance of the collective investment fund had been restated to reflect the applicable fees and expenses of each class of shares of the Fund, the performance may have been lower than the performance shown. Please refer to the Performance History section of the prospectus for more detailed information.

There are risks involved with investing, including loss of principal. Current and future portfolio holdings are subject to risks as well. Diversification may not protect against market risk. There is no assurance the goals of the strategies discussed will be met. International investments may involve risk of capital loss from unfavorable fluctuation in currency values, from difference in generally accepted accounting in principles or from economic or political instability in other nations. Emerging markets involve heightened risks related to the same factors as well as increased volatility and lower trading volume. Bonds and bond funds will decrease in value as interest rates rise. These and other risks are described more fully in the fund's prospectus. The issuer of a fixed income security may not be able to make interest and principal payments when due. The lower the credit rating of a security, the greater the risk of default on its obligation.

Barclays Aggregate Bond Index - composed of the Barclays Govt/Credit Index, the Mortgage-Backed Securities Index, and the Asset-Backed Securities Index.

S&P 500 Index - consists of 500 domestic large companies as compiled by Standard & Poor's Financial Services, LLC.

Russell 2000 Index - consists of the smallest 2000 companies in the Russell 3000 Index, representing approximately 7% of the Russell market capitalization.

MSCI EAFE - this index is listed for foreign stock funds (EAFE refers to Europe, Australasia, and Far East). Widely accepted as a benchmark for international stock performance, the EAFE Index is an aggregate of 21 individual country indexes that collectively represent many of the major markets of the world.

Standard Deviation - a measure of risk (volatility). A larger standard deviation indicates an investment's performance will likely experience greater fluctuations.

The prospectus should be read carefully before investing. An investor should consider investment objectives, risks, and charges and expenses of the investment company carefully before investing. To obtain a prospectus which contains this and other information, contact your financial advisor, call 888-507-2798, or visit our website at www.evaluatorfunds.com.

Investor Suitability

Short-term loss tolerance	High
Stock market risk exposure	Above Ave.
Inflation risk exposure	Below Ave.
Withdrawal target date	9-12 years



Performance¹ as of 9/30/2022

	Average Annual Total Returns					Since Inception
	QTR	1-YR	3-YR	5-YR	10-YR	
EVGLX	-5.22%	-17.95%	2.98%	3.80%	7.06%	7.12%
EVGRX	-5.28%	-18.24%	2.66%	3.49%	6.71%	6.78%

Expense Ratio Gross/Net:³ EVGLX 0.91%/0.84%; EVGRX 1.17%/1.10%

²Inception: 2-29-2012

Performance data quoted represents past performance. The Fund's past performance does not guarantee future results. The investment return and principal value of an investment in the Fund will fluctuate so that an investor's shares, when redeemed, may be worth more or less than their original cost. Current performance of the Fund may be lower or higher than the performance quoted. To obtain performance data current to the most recent month end, please call 888-507-2798.

³The Adviser has agreed to waive 0.07% of its management fee. The Adviser may not terminate this contractual arrangement prior to January 31, 2023 except pursuant to mutual consent between the Fund and the Adviser or in the event that the investment advisory agreement is terminated. Without this waiver, expenses would be higher and performance would be lower.

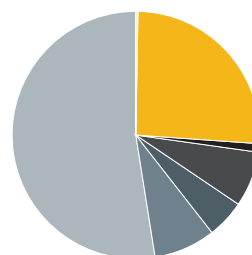
Top 10 Holdings

Schwab US Dividend Equity
Vanguard Value
Vanguard Windsor Admiral
JPMorgan Divers Ret US Mid Cp Eq
Gabelli US Treasury MMkt AAA
Schwab S&P 500 Index
Invesco S&P 500 GARP
TIAA-CREF Large-Cap Gr Idx Instl
Schwab Fundamental US Large Company
Schwab US Large-Cap Growth

Underlying Investments

Morningstar Categories	31
Actively Managed Assets	43%
Passively Managed Assets	57%

Asset Allocation



Investment Strategy

- "Fund-of-funds" that seeks as its primary objective long-term growth and and secondarily current income.
- Diversifies assets across industry-leading mutual funds and ETFs (Underlying Funds) based the team's outlook. Targets 3- and 5- year horizons that maintain the Fund's volatility (standard deviation) within a specified range and meet the rigorous performance tolerance demands of The E-Valuator analytical software (e-valuator.com).
- The E-Valuator software searches, screens and selects Underlying Investments based on 40 plus criteria (i.e., management tenure, volatility, fees, risk-adjusted return) set by the team. Daily oversight identifies lagging performance and suggests replacement funds to optimize return.
- Generally allocates 15%-30% of assets into active and passive Underlying Investments focused on fixed income, with the remainder to equity securities.
- Rebalanced periodically as the Underlying Investment balances vary +/- 10% from their original allocations.

Standard Deviation

	Goal Range	
	3-YR	5-YR
EVGLX	17.19%	15.39%
EVGRX	17.22%	15.41%
Bloomberg Agg Bond	5.36%	4.77%
S&P 500	20.30%	18.07%
Russell 2000	25.47%	22.81%
MSCI EAFE	19.24%	16.77%

Underlying Investments and Asset Allocation are not recommendations and are subject to change.

Portfolio Manager

Kevin R. Miller
CEO,
Portfolio Manager



Kevin has served as portfolio manager of The E-Valuator Risk Managed Funds (RMS) since inception in 2012.

He created and began managing risk managed strategies for individual and corporate clients in 1997.

His philosophy is grounded on the ability to maintain an independent perspective. Asset allocations of each Risk Managed Strategy are focused on the prudent, industry accepted standards toward volatility that is suitable to investors of varying risk temperaments.

In 2012, Kevin successfully launched a series of Risk Managed collective investment trust funds, predecessors to the RMS funds, that provided investment management services to thousands of investors.

Fund Facts

Share Class	Service	R4
Ticker	EVGLX	EVGRX
CUSIP	26929K868	26929K850
Inception Date	2-29-2012	2-29-2012
Minimum Investment	\$10,000	\$10,000
Sales Load	None	None
Redemption Fee	None	None
Expense Ratio Gross ³	0.91%	1.17%
Expense Ratio Net ³	0.84%	1.10%
AUM Fund Family	\$619 million	
Adviser	Systelligence, LLC	
Portfolio Manager	Kevin R. Miller	

Learn more

Kevin R. Miller
CEO,
Portfolio Manager

Shareholder Services
888-507-2798
evaluatorfunds.com

E-Valuator Software
855-870-EVAL (3825)
e-valuator.com
info@e-valuator.com

About the Adviser

Systelligence, LLC is boutique money manager and a registered investment advisory firm located in Bloomington, Minnesota. The firm manages six mutual funds totaling approximately \$619 Million USD in assets under management.

It employs an open architecture for a fund of funds strategy. Each of the six funds is fully diversified and represents a different level of risk-tolerance.

About The E-Valuator Software

Developed by Kevin Miller, The E-Valuator is a game-changer for investment performance management. The software combines industry leading control with dynamic charts and reports, providing evidence and documentation for investment selections based on predetermined criteria.

The software underlies the manager selection process for the RMS Funds and is available to advisors. Learn more at e-valuator.com.

¹Performance history. (1) The quoted performance data of this Fund includes past performance as a collective fund from 2-29-12 through 5-26-16, before the registration statement became effective; (2) This Fund was not registered under the 1940 Act prior to 5-26-16, therefore it was not subject to certain investment restrictions that are imposed by the Act; and (3) if this Fund had been registered under the 1940 Act, the performance history may have been adversely affected. The performance of the collective investment fund has not been restated to reflect the fees, expenses and fee waivers and/or expense limitations applicable to each class of shares of the Fund. If the performance of the collective investment fund had been restated to reflect the applicable fees and expenses of each class of shares of the Fund, the performance may have been lower than the performance shown. Please refer to the Performance History section of the prospectus for more detailed information.

There are risks involved with investing, including loss of principal. Current and future portfolio holdings are subject to risks as well. Diversification may not protect against market risk. There is no assurance the goals of the strategies discussed will be met. International investments may involve risk of capital loss from unfavorable fluctuation in currency values, from difference in generally accepted accounting in principles or from economic or political instability in other nations. Emerging markets involve heightened risks related to the same factors as well as increased volatility and lower trading volume. Bonds and bond funds will decrease in value as interest rates rise. These and other risks are described more fully in the fund's prospectus. The issuer of a fixed income security may not be able to make interest and principal payments when due. The lower the credit rating of a security, the greater the risk of default on its obligation.

Barclays Aggregate Bond Index - composed of the Barclays Govt/Credit Index, the Mortgage-Backed Securities Index, and the Asset-Backed Securities Index.

S&P 500 Index - consists of 500 domestic large companies as compiled by Standard & Poor's Financial Services, LLC.

Russell 2000 Index - consists of the smallest 2000 companies in the Russell 3000 Index, representing approximately 7% of the Russell market capitalization.

MSCI EAFE - this index is listed for foreign stock funds (EAFE refers to Europe, Australasia, and Far East). Widely accepted as a benchmark for international stock performance, the EAFE Index is an aggregate of 21 individual country indexes that collectively represent many of the major markets of the world.

Standard Deviation - a measure of risk (volatility). A larger standard deviation indicates an investment's performance will likely experience greater fluctuations.

The prospectus should be read carefully before investing. An investor should consider investment objectives, risks, and charges and expenses of the investment company carefully before investing. To obtain a prospectus which contains this and other information, contact your financial advisor, call 888-507-2798, or visit our website at www.evaluatorfunds.com.

Investor Suitability

Short-term loss tolerance	Very high
Stock market risk exposure	Significant
Inflation risk exposure	Minimal
Withdrawal target date	> 12 years



Performance¹ as of 9/30/2022

	Average Annual Total Returns					Since Inception
	QTR	1-YR	3-YR	5-YR	10-YR	
EVAGX	-5.98%	-19.05%	3.43%	3.81%	7.40%	7.20%
EVFGX	-6.01%	-19.34%	3.08%	3.49%	6.97%	6.75%

Expense Ratio Gross/Net:³ EVAGX 0.93%/0.86%; EVFGX 1.19%/1.12%
²Inception: 2-29-2012

Performance data quoted represents past performance. The Fund's past performance does not guarantee future results. The investment return and principal value of an investment in the Fund will fluctuate so that an investor's shares, when redeemed, may be worth more or less than their original cost. Current performance of the Fund may be lower or higher than the performance quoted. To obtain performance data current to the most recent month end, please call 888-507-2798.

³The Adviser has agreed to waive 0.07% of its management fee. The Adviser may not terminate this contractual arrangement prior to January 31, 2023 except pursuant to mutual consent between the Fund and the Adviser or in the event that the investment advisory agreement is terminated. Without this waiver, expenses would be higher and performance would be lower.

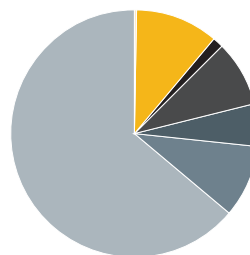
Top 10 Holdings

Schwab US Dividend Equity
Vanguard Windsor Admiral
Vanguard Value
Invesco S&P 500 GARP
Schwab S&P 500 Index
DFA US Large Company I
Schwab Fundamental US Large Company
JPMorgan Divers Ret US Mid Cp Eq
SPDR Russell 1000 Yield Focus
Gabelli US Treasury MMkt AAA

Underlying Investments

Morningstar Categories	31
Actively Managed Assets	40%
Passively Managed Assets	60%

Asset Allocation



Underlying Investments and Asset Allocation are not recommendations and are subject to change.

Investment Strategy

- "Fund-of-funds" that seeks as its primary objective long-term total return through principal appreciation and secondarily current income.
- Diversifies assets across industry-leading mutual funds and ETFs (Underlying Funds) based on the team's outlook. Targets 3- and 5- year horizons that maintain the Fund's volatility (standard deviation) within a specified range and meet the rigorous performance tolerance demands of The E-Valuator analytical software (e-valuator.com).
- The E-Valuator software searches, screens and selects Underlying Investments based on 40 plus criteria (i.e., management tenure, volatility, fees, risk-adjusted return) set by the team. Daily oversight identifies lagging performance and suggests replacement funds to optimize return.
- Generally allocates 1%-15% of assets into active and passive Underlying Investments focused on fixed income, with the remainder to equity securities.
- Rebalanced periodically as the Underlying Investment balances vary +/- 10% from their original allocations.

Standard Deviation

Goal Range	9.5% to 13.5%	
	3-YR	5-YR
EVAGX	18.95%	17.05%
EVFGX	18.92%	17.03%
Bloomberg Agg Bond	5.36%	4.77%
S&P 500	20.30%	18.07%
Russell 2000	25.47%	22.81%
MSCI EAFE	19.24%	16.77%

Portfolio Manager

Kevin R. Miller
CEO,
Portfolio Manager



Kevin has served as portfolio manager of The E-Valuator Risk Managed Funds (RMS) since inception in 2012.

He created and began managing risk managed strategies for individual and corporate clients in 1997.

His philosophy is grounded on the ability to maintain an independent perspective. Asset allocations of each Risk Managed Strategy are focused on the prudent, industry accepted standards toward volatility that is suitable to investors of varying risk temperaments.

In 2012, Kevin successfully launched a series of Risk Managed collective investment trust funds, predecessors to the RMS funds, that provided investment management services to thousands of investors.

Fund Facts

Share Class	Service	R4
Ticker	EVAGX	EVFGX
CUSIP	26929K504	26929K603
Inception Date	2-29-2012	2-29-2012
Minimum Investment	\$10,000	\$10,000
Sales Load	None	None
Redemption Fee	None	None
Expense Ratio Gross ³	0.93%	1.19%
Expense Ratio Net ³	0.86%	1.12%
AUM Fund Family	\$619 million	
Adviser	Systelligence, LLC	
Portfolio Manager	Kevin R. Miller	

Learn more

Kevin R. Miller
CEO,
Portfolio Manager

Shareholder Services
888-507-2798
evaluatorfunds.com

E-Valuator Software
855-870-EVAL (3825)
e-valuator.com
info@e-valuator.com

About the Adviser

Systelligence, LLC is boutique money manager and a registered investment advisory firm located in Bloomington, Minnesota. The firm manages six mutual funds totaling approximately \$619 Million USD in assets under management.

It employs an open architecture for a fund of funds strategy. Each of the six funds is fully diversified and represents a different level of risk-tolerance.

About The E-Valuator Software

Developed by Kevin Miller, The E-Valuator is a game-changer for investment performance management. The software combines industry leading control with dynamic charts and reports, providing evidence and documentation for investment selections based on predetermined criteria.

The software underlies the manager selection process for the RMS Funds and is available to advisors. Learn more at e-valuator.com.

¹Performance history. (1) The quoted performance data of this Fund includes past performance as a collective fund from 2-29-12 through 5-26-16, before the registration statement became effective; (2) This Fund was not registered under the 1940 Act prior to 5-26-16, therefore it was not subject to certain investment restrictions that are imposed by the Act; and (3) if this Fund had been registered under the 1940 Act, the performance history may have been adversely affected. The performance of the collective investment fund has not been restated to reflect the fees, expenses and fee waivers and/or expense limitations applicable to each class of shares of the Fund. If the performance of the collective investment fund had been restated to reflect the applicable fees and expenses of each class of shares of the Fund, the performance may have been lower than the performance shown. Please refer to the Performance History section of the prospectus for more detailed information.

There are risks involved with investing, including loss of principal. Current and future portfolio holdings are subject to risks as well. Diversification may not protect against market risk. There is no assurance the goals of the strategies discussed will be met. International investments may involve risk of capital loss from unfavorable fluctuation in currency values, from difference in generally accepted accounting in principles or from economic or political instability in other nations. Emerging markets involve heightened risks related to the same factors as well as increased volatility and lower trading volume. Bonds and bond funds will decrease in value as interest rates rise. These and other risks are described more fully in the fund's prospectus. The issuer of a fixed income security may not be able to make interest and principal payments when due. The lower the credit rating of a security, the greater the risk of default on its obligation.

Barclays Aggregate Bond Index - composed of the Barclays Govt/Credit Index, the Mortgage-Backed Securities Index, and the Asset-Backed Securities Index.

S&P 500 Index - consists of 500 domestic large companies as compiled by Standard & Poor's Financial Services, LLC.

Russell 2000 Index - consists of the smallest 2000 companies in the Russell 3000 Index, representing approximately 7% of the Russell market capitalization.

MSCI EAFE - this index is listed for foreign stock funds (EAFE refers to Europe, Australasia, and Far East). Widely accepted as a benchmark for international stock performance, the EAFE Index is an aggregate of 21 individual country indexes that collectively represent many of the major markets of the world.

Standard Deviation - a measure of risk (volatility). A larger standard deviation indicates an investment's performance will likely experience greater fluctuations.

The prospectus should be read carefully before investing. An investor should consider investment objectives, risks, and charges and expenses of the investment company carefully before investing. To obtain a prospectus which contains this and other information, contact your financial advisor, call 888-507-2798, or visit our website at www.evaluatorfunds.com.